



2025

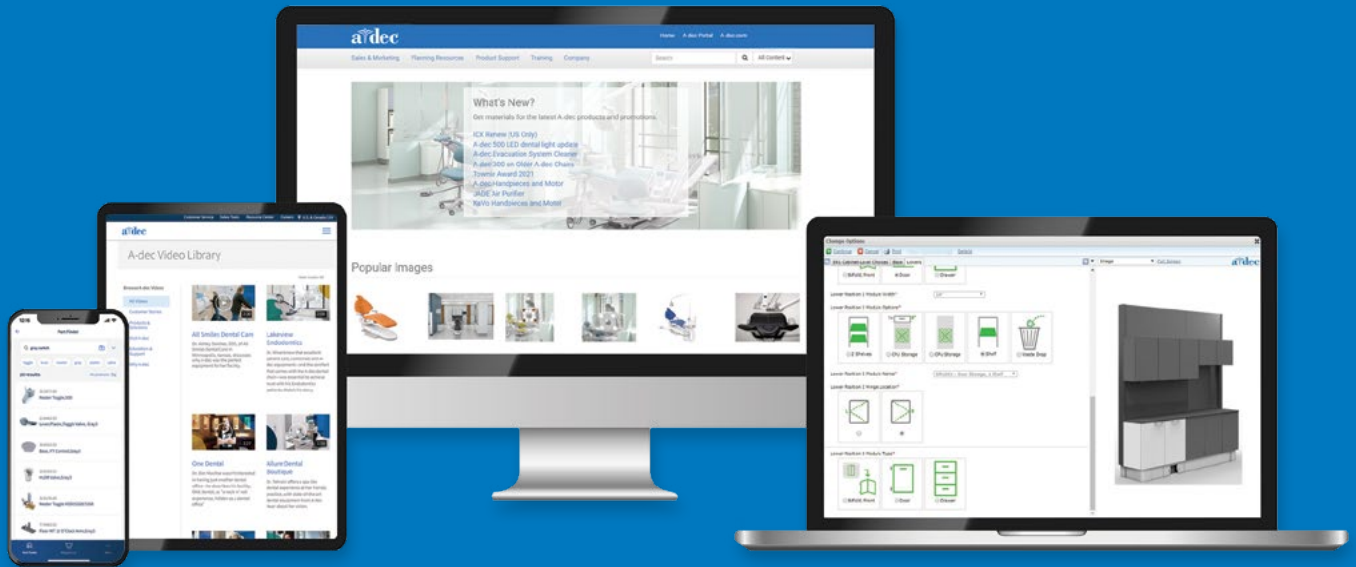
A-dec Dental Equipment
International

Q2 Authorized Dealer Catalog

Unpriced

[View current catalogs online](#)





Dealer Tools For You

Dealer Portal

A variety of resources are available for our dealers and partners at a-dec.com/dealer-portal.

- Configure, price & quote with OrderNet
- Product support on A-dec Knowledge Base
- Service support with the A-dec+ Service App
- Sales, marketing & planning assets on Partner Resources
- Sales & technical training at A-dec Accelerate
- Technical documents in the Resource Center

Go to dealer portal



A-dec+ Service App (Scan QR code to download app)

Quickly search and identify A-dec parts to locate part numbers, descriptions, catalog prices, and more. There are three ways to search: by photo, visual description, or part details/keyword.

Learn more



Video Library

Our website video library offers unique features specifically designed to engage and add value for customers. You can sort videos by category and visit dedicated landing pages to watch videos, post to social media, share links, and access related content—all without leaving a-dec.com.

Go to video library





Table of Contents

GENERAL INFORMATION

General Information	4-5
Equipment Alterations, Symbols	6
How to Order	7
Cancellations, Changes, and Upcharges.....	8
Contact Us, Customer Service.....	9

A-DEC 500 SYSTEM

511 Dental Chair	14-15
500 Control Pad Options	16
500 Options	17
533 and 533pro	
Continental Delivery System.....	18-20
532 and 532pro	
Traditional Delivery System	21-23
541 12 O'Clock Duo Delivery System.....	24-27
545sta 12 O'Clock	
Assistant's Instrumentation	28-29
551sta Assistant's Instrumentation	30-31

A-DEC 400 SYSTEM

411 Dental Chair	36-37
461 Cuspidor and Support Center.....	38

A-DEC 300 SYSTEM

311 Dental Chair	44-45
300 Pro Delivery Systems: Getting Started .	46
333pro/335pro	
Continental Delivery Systems.....	48-51
332pro/334pro/336pro	
Traditional Delivery Systems	52-55
342pro Side Delivery System	56-58
Legacy 300 Delivery Systems: Getting Started .	59
333/335 Continental Delivery Systems	60-63
332/334/336	
Traditional Delivery Systems	64-67
342 Side Delivery System.....	68-70
351 Assistant's Instrumentation.....	71
352 Assistant's Instrumentation	72
353 Assistant's Instrumentation	73
362/363 Cuspidor and Support Center .	74-75

CARTS

5744 Oregon Cart.....	79-80
-----------------------	-------

DENTAL LIGHTS

A-dec 500 LED Dental Light	83-84
A-dec 300 LED Dental Light	85-86
Post-Mount Dental Lights	87-88
Dental Light Specifications.....	89

MONITOR MOUNTS

Monitor Mounts	93-95
----------------------	-------

STOOLS

A-dec 520 Doctor's and Assistant's Stools...	99
A-dec 420 Doctor's and Assistant's Stools.	100

CLINICAL PRODUCTS

Electric Motor System	103-105
KaVo.....	103
A-dec	104
NSK	105
Intraoral Camera.....	106
Acteon.....	106
Ultrasonic Scaler.....	107-109
Acteon.....	107
Dentsply Sirona.....	108
EMS.....	109
Curing Light	110
Acteon.....	110
Waterline Treatment - A-dec ICX and	
A-dec ICX Renew	111
Infection Control - Vacuum-Line	
Cleaning System.....	112
A-dec Universal ICV System	112

UPGRADES AND ACCESSORIES

Upholstery	115
Floor Boxes.....	116-117
Foot Controls	118
Electrical.....	119-121
A-dec Relay Module, Intraoral Light Source,	
and Data Cables.....	119
Power Supplies and Cables	120-121
Syringes	122
Touchpads.....	123
Tray Holders.....	124-125
A-dec 500 (Version B)	124
A-dec 300 and A-dec 500 (Version A)	125
Tubing	126
Vacuum Components.....	127-128
QD Kits.....	129
Handpiece Holders and Whip Assemblies.	130
Annual Maintenance Kits	131

SIMULATOR PRO

Simulator Pro	135-138
Worksurface and Countertop Options.....	139

INDEX

Part Number Index	143-144
Identifier Index	145-146
Alphabetical Index	147-

General Information

WELCOME

Welcome to the *2025 A-dec International Authorized Dealer Equipment Catalog*. This catalog is an easy-to-use source of product information for ordering A-dec products.

INTENDED AUDIENCE

This catalog is intended for both newly trained and seasoned authorized dealers responsible for ordering A-dec product.

IN THIS CHAPTER

- Information sources
- Ordering information
- Warranty
- Dental furniture policies
(Dental furniture available in electronic catalog)
- Contact us

COMMENTS AND FEEDBACK

Thank you for taking the time to use the *2025 International Authorized A-dec Dealer Equipment Catalog*. We would appreciate any feedback or comments you have about this document. Please mail, email, or phone us with your comments. You can reach us at:

A-dec, Inc.
Marketing Department
2601 Crestview Drive
Newberg, OR 97132
Reach us by phone at: 1.800.547.1883
Email: a-dec.marketing@a-dec.com
Website: a-dec.com

GENERAL

©2025 A-dec, Inc. All Rights Reserved. A-dec, the A-dec design logo, and the trademarks listed at a-dec.com/legal/trademarks are trademarks or registered trademarks of A-dec, Inc. in the United States and other countries. Other trademarks used herein may be claimed as the property of their respective owners. Certain touch control symbols and icons are proprietary to A-dec, Inc.

A-dec, Inc. shall not be held liable for any errors contained herein or any consequential or other damages concerning the furnishing, performance or use of this material. The information in this document is subject to change without notice. If you find any problems in the documentation, please report them to us in writing. A-dec, Inc. does not warrant that this document is error-free.

No part of this document may be copied, reproduced, altered, or transmitted in any form or by any means, electronic or mechanical, including photocopying, recording, or by any information storage and retrieval system, without prior written permission from A-dec, Inc.

CONNECTED PRODUCT REGISTRATION

To ensure optimal service, support and updates, we encourage doctors to register their products using the A-dec+ app, which can be downloaded from the App Store or Google Play.

A-DEC, INC. EXPRESS LIMITED WARRANTY

The A-dec Inc. Express Limited Warranty can be found on the A-dec website at a-dec.com/legal/warranty. If you have any questions or need warranty assistance, contact A-dec customer service at:

- 1.800.547.1883 or customer.service@a-dec.com
(within the USA and Canada)
- +1.503.538.7478 or a-decglobal@a-dec.com
(outside the USA and Canada)

Customer service is available Monday through Friday, from 5 a.m. to 5 p.m. Pacific Standard Time (PST).

FOR UK CUSTOMERS

In the United Kingdom and the Republic of Ireland, this Limited Warranty is provided by A-dec Dental UK, Ltd. of Austin House, 11 Liberty Way, Nuneaton, Warwickshire. CV11 6RZ, telephone 0800. ADEC.UK (2332.85), fax 024 7634 5106, email info@a-dec.co.uk and applies to products sold to customers located in the United Kingdom and the Republic of Ireland.

FOR AUSTRALIA CUSTOMERS

Warranty Provider and Warranty Period

In Australia, this Limited Warranty is provided by A-dec Trading Company, Inc. trading as A-dec Australia (A-dec) (ARBN 002 806 117) of Unit 8, 5-9 Ricketty Street, Mascot NSW 2020, telephone 02 8332 4000, email a-dec@a-dec.com.au and applies to products sold to customers located in Australia. In Australia the warranty period is calculated from the date of supply to the customer.

IMPORTANT NOTICE REGARDING YOUR CONSUMER RIGHTS

The benefits given to you under this warranty are additional to other rights and remedies that you may have in relation to your purchase and use of the goods to which this warranty relates. Our goods come with guarantees that cannot be excluded under the Australian Consumer Law. You are entitled to a replacement or refund for a major failure and compensation for any other reasonably foreseeable loss or damage. You are also entitled to have the goods repaired or replaced if the goods fail to be of acceptable quality and the failure does not amount to a major failure. As our goods are not of a kind ordinarily acquired for personal, domestic or household use or consumption, we are permitted to limit our liability under the Australian Consumer Law for failure to comply with certain guarantees, where it is fair and reasonable to do so, to one or more of the following: (i) the replacement of the goods or supply of equivalent goods, (ii) the repair of the goods, (iii) the payment of the cost of replacing the goods or of acquiring equivalent goods, or (iv) the payment of the cost of having the goods repaired. A-dec Australia provides no warranty against defects beyond the rights and remedies given under this express limited warranty and those which are available under the Australian Consumer Law.

INFORMATION SOURCES

There are a number of sources that provide additional detail to help you learn about and use our product(s).

ORDERNET

OrderNet is a simple, convenient online ordering system that is available 24 hours a day. Use OrderNet to place quick orders for service parts or to configure product and prepare proposals. A-dec will email an order confirmation as soon as you place your order. Visit portal.a-dec.com to access OrderNet.

RESOURCE CENTER

A-dec marketing and technical materials (including brochures, sales sheets, installation guides, instructions for use, and service manuals) are available to download at a-dec.com/resource-center.

A-DEC 360 PARTS AND PERFORMANCE CATALOG

The *A-dec 360 Parts and Performance Catalog* (p/n 85.5016.00) provides pricing, part numbers and ordering information for A-dec service parts, preventive maintenance kits, upgrades and accessories. This catalog details frequently purchased service parts and kits for current products and products that are no longer manufactured, but still in use. Additional parts and equipment may be available, contact Customer Service for more information.

A-DEC PRE-INSTALLATION GUIDES

A-dec provides pre-installation guides for current major product lines including A-dec 500, A-dec 400, A-dec 300, Performer, and A-dec Inspire. These documents include product dimensions and content to help specify plumbing, utilities, framing, and other construction requirements for installation of A-dec products. They are available as PDF documents in the Resource Center at a-dec.com/resource-center and under Planning Resources/Pre-Installation Guides on partnerresources.a-dec.com.

A-DEC 2D AND 3D CAD RESOURCES

A-dec has CAD models of most current products available in 2D DWG (AutoCAD) format and 3D DWG and RFA (Revit) formats. The models are available on partnerresources.a-dec.com under Planning Resources/2D CAD Blocks or 3D CAD Models.

Equipment Alterations, Symbols

EQUIPMENT ALTERATIONS POLICY/DISCLAIMER

Modifications or alterations of A-dec equipment that expand the use of A-dec equipment beyond its design and intent, or override any safety feature may jeopardize doctor, patient, or staff safety. Modifications that alter the electrical or mechanical safety of A-dec dental equipment are in conflict with Underwriters Laboratory (UL) construction file requirements and are not sanctioned by A-dec. Examples of modifications that diminish safety design include, but are not limited to: rendering access to the line voltage without the use of tools, modification of supporting elements that increase or shift loading characteristics, and the addition of any powered device that exceeds the design limits of the dental system.

The use of accessory equipment that does not comply with the safety requirements of A-dec dental equipment may lead to a reduced level of safety of the resulting system. It is the responsibility of the equipment

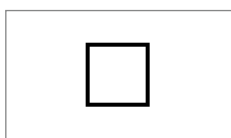
distributor and the installer, not A-dec, to comply with all building code requirements in the installation of equipment. It is the responsibility of the person(s) who requests, approves, or performs any equipment modification or alteration to comply with all safety requirements and recommendations. A-dec will not respond to inquiries on an individual basis. Modifications or alterations of A-dec dental equipment are at your own risk. You will indemnify and defend A-dec from any resulting claims, including product liability claims, that may arise from any alterations, modifications, or installation contrary to this policy. Additionally, such modification or alteration voids A-dec's applicable product warranty and may invalidate UL or other regulatory agency approvals.

NOTE: The above information is from A-dec Instructions For Use: Regulatory Information, Specifications, and Warranty document. To see the complete up-to-date document [click here](#).

SYMBOLS




Not available



Available



Included




Certified by Underwriters Laboratories Inc.




Compliance with applicable E.U. directives or regulations



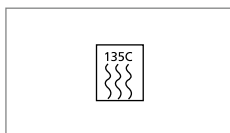
A-dec dental chairs, stools, delivery systems, delivery system accessories, and dental lights are manufactured within a quality management system registered to ISO 13485 by Underwriters Laboratories, Inc. (UL).



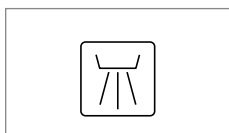
Lighted handpiece



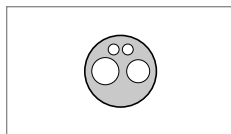
Non-lighted handpiece



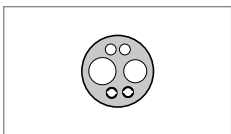
Sterilizable



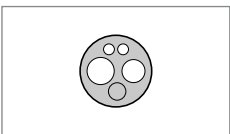
Thermo disinfection approved



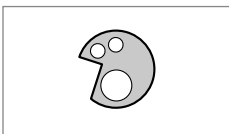
4-hole tubing



6-pin for fiber-optic tubing



Fiber-optic with bulb tubing



3-hole tubing

HOW TO ORDER

ORDERING INFORMATION

RETURN POLICY

Cancellations, Changes, and Upcharges

CORE EQUIPMENT AND DENTAL FURNITURE

NOTE: Business days are Monday through Friday.

CORE EQUIPMENT STANDARD PRODUCT

Change and cancellation requests received within 15 business days of the scheduled ship date will be evaluated and ship dates may also be affected.

DENTAL FURNITURE CHANGE AND CANCELLATION CHARGES

STANDARD PRODUCT

A 10% retail charge applies to orders changed or cancelled within 14 business days of the scheduled ship date and ship dates may also be affected.

SPECIAL MATERIAL/COLOR

For all orders that are changed or cancelled within 21 business days of the scheduled ship date, the customer is still responsible for the Special Processing Fee (upcharges) and any costs associated with special material that was purchased before the cancellation that A-dec cannot return for credit

DENTAL FURNITURE CUSTOM PRODUCT

Contact Customer Service for the current fee structure.

DENTAL FURNITURE ORDER CHANGE DEADLINES

STANDARD PRODUCT

Dental furniture orders with standard laminates and countertop materials need to be finalized 15 business days prior to shipment. Ship dates may be affected by orders changed within 15 business days of the scheduled ship date.

NON-STANDARD PRODUCT

Dental furniture orders with non-standard laminates and/or solid surface countertops need to be finalized 28 business days prior to shipment. Ship dates may be affected by orders changed within 28 business days of the scheduled ship date.

Dental furniture orders with non-standard quartz countertops need to be finalized 35 business days prior to shipment. Ship dates may be affected by orders changed within 35 business days of the scheduled ship date.

TAILORED SOLUTIONS ORDER TERMS AND CONDITIONS

Tailored solutions orders require dealers approval in the form of a purchase order. All orders require final design sign-off prior to order processing.

Lead times provided prior to receipt of the official order are estimates and are subject to frequent change. The actual ship date, which is based on engineering, material and production availability, is provided upon receipt of the dealer purchase order.

All non-standard materials are provided by A-dec. Any exceptions are evaluated on a case-by-case basis.

TAILORED SOLUTIONS CANCELLATION POLICY

WEEKS BEFORE SCHEDULED SHIP DATE	CANCELLATION FEE
Less than 10 weeks	Up to 15% of retail
Less than 3 weeks	60% of retail

CUSTOM UPCHARGES

When placing orders for non-standard material, please be aware of the following additional charges:

UPHOLSTERY

Select Dauphine and Ultrafabrics "contract" colors

- \$200 per chair set
- \$70 per chair component
- \$100 per stool set/component

Contract colors are subject to a six week lead-time. All other upholstery will be evaluated and quoted through our specials process.

DENTAL FURNITURE

Laminate, solid surface, and quartz upcharges:
When placing orders for non-standard laminates, solid surfaces, and quartz, please be aware of the following additional charges. All other laminate, solid surface, and quartz brands will be evaluated and quoted through our dental furniture tailored solutions process.

Laminates:

- | | |
|---------------------------------------|----------------------|
| • Contract color laminate (V044.0001) | \$200.00 per cabinet |
| • Custom laminate | Call for quote |

Edgebanding:

- | | |
|----------------------|----------------|
| • Custom edgebanding | Call for quote |
|----------------------|----------------|

Quartz:

- | | |
|------------------------------|------------------------|
| • Custom quartz (V0044.0009) | \$1,000.00 per cabinet |
|------------------------------|------------------------|

Solid Surface:

- | | |
|-------------------------------------|----------------------|
| • Custom solid surface (V0044.0006) | \$500.00 per cabinet |
|-------------------------------------|----------------------|

Infill:

- | | |
|-----------------|----------------|
| • Custom infill | Call for quote |
|-----------------|----------------|

NOTE: Contract and special colors are not returnable.

NOTE: A-dec Inspire 300 Dental Furniture is not eligible for custom edgebanding, custom quartz, or custom solid surface color choices.

Contact Us, Customer Service

CONTACTING CUSTOMER SERVICE

The A-dec Customer Service team is ready to help you! Our International Account Coordinators complete a comprehensive training program to assure they can respond to questions and assist you with orders. Count on them for answers to your questions about products, delivery, and your account information.

If you have a question that has not been addressed in this document, please contact Customer Service.

INTERNATIONAL CUSTOMER SERVICE

Available from 6 a.m. to 5 p.m. Pacific Time (PT) to answer any questions you may have about equipment.

2601 Crestview Drive, Newberg, Oregon 97132 USA
Telephone: +1.503.538.7478

OrderNet/Partner Resources Website: portal.a-dec.com
Public Website: a-dec.com

INTERNATIONAL CUSTOMER SERVICE

Because you talk with Customer Service each time you call, we hope you'll enjoy being able to put a face with a voice.



Wendy McArthur Trumbo
Global Customer Service
Supervisor
wendy.mcarthurtrumbo@a-dec.com
3 years of service



Eliane de Barros
eliane.debarros@a-dec.com
4 years of service



Hung Duong
971.424.0340
hung.duong@a-dec.com
27 years of service



Tobyn Gendron
503.537.2874
tobyn.gendron@a-dec.com
8 years of service



Dawn Paulson
971.424.0207
dawn.paulson@a-dec.com
8 years of service



Liz Whitmore
971.424.0208
liz.whitmore@a-dec.com
11 years of service



Macy Walchenback
971.424.0209
macy.walchenback@a-dec.com
3 years of service

Export Specialists



Patty Huarcaya
503.537.2728
patty.huarcaya@a-dec.com
12 years of service



Christine Schoenthal
503.537.2881
christine.schoenthal@a-dec.com
35 years of service



Katrina Kampmiller
503.537.2800
katrina.kampmiller@a-dec.com
8 years of service

A-dec 500 System

Chair

- 14 511 Dental Chair

Delivery

- 16 Control Pad Options

Chair Mount

- 18 533 and 533pro Continental Delivery System
- 21 532 and 532pro Traditional Delivery System

Non-Chair Mount

- 24 541 12 O'Clock Duo Delivery System

Assistant's Instrumentation/Support

- 28 545sta 12 O'Clock Assistant's Instrumentation
- 30 551sta Assistant's Instrumentation



DELIVERY SYSTEM CHOICES



500 Pro
Dynamic Screen 7 (DS7)



500 Deluxe Plus
touchpad



Lever foot control



Disc foot control



KaVo KL 703 LED electric motor




A-dec NSK NLZ electric motor




A-dec XC10 electric motor



Satelec Mini LED curing light



Autoclavable warm water
syringe



A-dec USB 2.0 powered hub



Acteon C20 intraoral camera
handpiece only



Satelec Newtron Slim B.LED ultrasonic
handpiece



Satelec Newtron Slim
ultrasonic handpiece

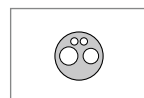


Cavitrion Steri-Mate ultrasonic hand-
piece

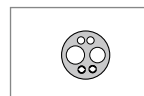


Cavitrion Steri-Mate 360
ultrasonic handpiece

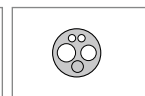
Tubing options:



4-hole ③



6-pin
fiber-optic ③



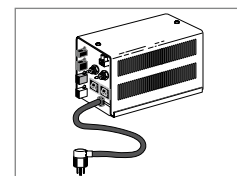
5-hole fiber-optic
with bulb ③



A-dec relay module

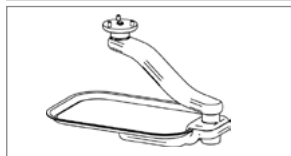


Flex-holder HVE and SE
(541/545sta)

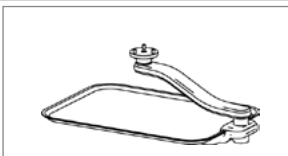


300-watt power supply
(541/545sta)

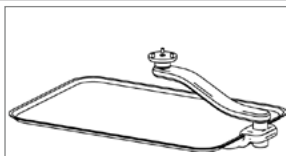
TRAY HOLDER CHOICES



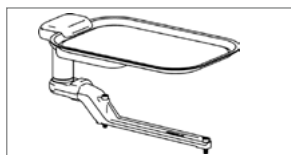
Bottom-mount tray holder, small
(533pro)



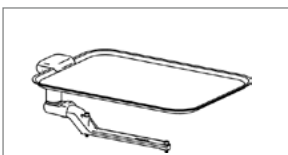
Bottom-mount tray holder, standard
(533pro)



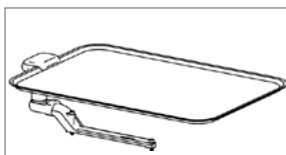
Bottom-mount tray holder, large
(533pro)



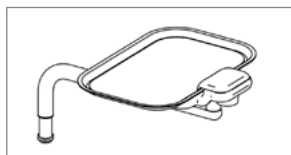
Side-mount tray holder, small
(533pro, 532pro)



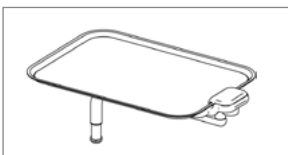
Side-mount tray holder, standard
(533pro, 532pro)



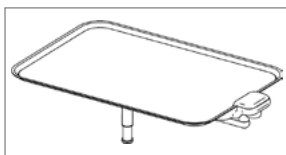
Side-mount tray holder, large
(533pro, 532pro)



12 o'clock tray holder, small
(541, 545sta)

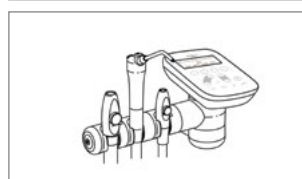


12 o'clock tray holder, standard
(541, 545sta)

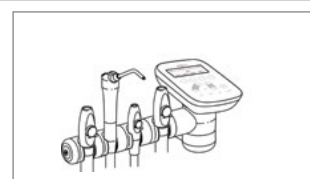


12 o'clock tray holder, large
(541, 545sta)

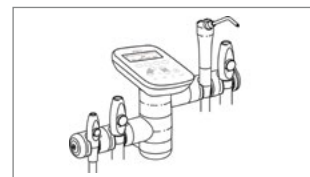
ASSISTANT'S CHOICES (FOR 541, 545sta, 551sta)



Single 3-position holder assembly with
control pad



Single 4-position holder assembly with
dual HVE and control pad



Dual 2-position holder assemblies with
dual HVE and control pad

A-dec 500 Radius System

Back **B**

Products that are connected to the back mount of the chair.



461 support center/cuspidor (shown)



551sta assistant's instrumentation

Front **F**

Products that are connected to the front mount of the chair.

Dual Mount Choices



532pro Traditional delivery system (shown)



533pro Continental delivery system



572L dental light (shown)




532 Traditional delivery system



533 Continental delivery system


Light Post Monitor Options (front)




482 monitor mount with optional handle



511 Dental Chair



A-dec 511 dental chair shown with formed upholstery



A-dec 511 dental chair shown with sewn upholstery

STANDARD FEATURES

- Dual-articulating gliding headrest
- Ultra-thin 1.25" (32 mm) flexible backrest*
- 2-position armrests with cushion top
- Soft start/stop hydraulic drive system
- Chair swivels 60° (30° each side of center)
- Integrated 300-watt power supply
- Chair adapter for single- or dual-front mounting of A-dec 500 delivery systems, LED dental light, and/or monitor
- UL rated to 500 lb (227 kg) maximum patient load**
- Base height range:
Low point: 13.5" (343 mm)
High point: 31.5" (800 mm)

NOTE: Chair requires touchpad or footswitch to operate.

NOTE: *Based on formed upholstery

NOTE: **Load rating is based on UL requirement of 4X (2000 lb/907 kg) overload static testing

UPHOLSTERY COLOR CHOICES

Formed

- ☐ Amethyst
- ☐ Black
- ☐ Carbon
- ☐ Driftwood
- ☐ Hazelnut
- ☐ Indigo
- ☐ Lemongrass
- ☐ Sapphire
- ☐ Sky Blue
- ☐ Tawny

Sewn

- | | | |
|-----------------------------------|--|--------------------------------------|
| <input type="checkbox"/> Almond | <input type="checkbox"/> Diplomat Blue | <input type="checkbox"/> Poseidon |
| <input type="checkbox"/> Apricot | <input type="checkbox"/> Ebony | <input type="checkbox"/> Red |
| <input type="checkbox"/> Arctic | <input type="checkbox"/> Fuchsia | <input type="checkbox"/> Riviera |
| <input type="checkbox"/> Arugula | <input type="checkbox"/> Granite | <input type="checkbox"/> Sable |
| <input type="checkbox"/> Bayou | <input type="checkbox"/> Lapis | <input type="checkbox"/> Sassy |
| <input type="checkbox"/> Cave | <input type="checkbox"/> Pacific | <input type="checkbox"/> Schooner |
| <input type="checkbox"/> Chamois | <input type="checkbox"/> Papyrus | <input type="checkbox"/> Sky |
| <input type="checkbox"/> Charcoal | <input type="checkbox"/> Parrot | <input type="checkbox"/> St. John |
| <input type="checkbox"/> Curry | <input type="checkbox"/> Pecan | <input type="checkbox"/> Timberwolf |
| <input type="checkbox"/> Cyan | <input type="checkbox"/> Plum | <input type="checkbox"/> Vivid Punch |



Estimated shipping weight: 434 lb (197 kg)
10 Amp maximum

511 Dental Chair

CHAIR CHOICES		CONFIGURED PART NUMBER	PRICE	TOTAL	ITEM PART NUMBER
A-dec 511 chair without upholstery <input type="checkbox"/> 100V <input type="checkbox"/> 120V <input type="checkbox"/> 240V		V0195.0264			-
Upholstery Choices					
		<input type="checkbox"/> Formed F01 upholstery	V0073.0003		-
F01	F02	<input type="checkbox"/> Formed F02 upholstery	V0073.0004		-
		<input type="checkbox"/> Sewn S01 upholstery	V0073.0001		-
S01	S02	<input type="checkbox"/> Sewn S02 upholstery	V0073.0002		-
<input type="checkbox"/> No upholstery		V0075.0012			
<input type="checkbox"/> Programmable footswitch		V0042.0002			62.0163.01
Floor Box Choices					
<input type="checkbox"/> None		V0040.0002			-
<input type="checkbox"/> Contoured		V0040.0001			41.1506.01
Accessory Power Cord					
<input type="checkbox"/> 100V		V0001.0004			43.0035.00
<input type="checkbox"/> 120V		V0001.0001			
<input type="checkbox"/> 240V		V0001.0002			43.0036.00
Subtotal				\$	
Quantity				x	
Grand Total				\$	

CHAIR ACCESSORIES	PART NUMBER	PRICE
<input type="checkbox"/> A-dec Dental Booster Seat, Ebony*	62.1311.77	
<input type="checkbox"/> A-dec Dental Booster Seat, Parrot*	62.1311.96	

NOTE: *Special-order colors available at an additional upcharge to match any A-dec dental chair.

500 Control Pad Options

Availability Varies: Contact Customer Service for Your Region's Availability



A-dec 500 Dynamic Screen 7 (DS7) Touchscreen

A-DEC 500 DS7 TOUCHSCREEN FEATURES

- Advanced responsive surface with 7" durable glass screen
- Simplified interface displays only the information needed
- Capacitive 7" touchscreen with gloved or ungloved scrolling options
- Adaptive chair preset icons
- Configurable activity-specific memory preset buttons (define up to four presets per function)
- Customizable timers for time-sensitive procedures
- Multi-user settings – Programmable settings are available for multiple users
- Four programmable preset flush timers to automate waterline maintenance flush between patients
- Drip-control vaporizer
- First-out logic disables a second handpiece from operating
- Software update capability with A-dec+



A-dec 500 Deluxe Plus Touchpad

A-DEC 500 DELUXE PLUS TOUCHPAD FEATURES

- Displays only information needed
- Positionable screen tilts and arm rotates for multiple-angle viewing
- Soft touch activating glass
- Intelligent screen with visual, iconic controls
- Automated activation screen readout activates upon instrument pick up
- Programmable settings for two users (designated as A and B)



A-dec 500
Control Pad 5 (CP5)

(Only available on 545sta and 551sta
assistant's instrumentation)

A-DEC 500 CONTROL PAD 5 (CP5) FEATURES

- Capacitive glass touch interface
- Software update capability with A-dec+
- Adaptive chair preset icons
- Four adjustable timers
- Chair, light, and cuspidor controls




A-dec 500 Standard Touchpad

(Only available on assistant's
instrumentation side of A-dec 541)

A-DEC 500 STANDARD TOUCHPAD

- Four programmable chair position buttons
- Dental light button with high, medium and composite/cure safe settings
- Cuspidor bowl rinse and cup fill buttons or two A-dec relay function buttons (a1 and a2)

NOTE: A-dec intraoral camera can work with a standard touchpad in holder position 1. All electric motors are not compatible with the standard touchpad.




A-dec Relay Module

A-DEC RELAY MODULE FEATURES

The A-dec relay module allows flexibility in turning on and off electrical devices within the treatment room or building from one of the touchpads. The A-dec relay module can be used for items such as non-A-dec lighting or equipment. This module functions with both the standard and deluxe touchpads. It operates similar to an air-electric switch but uses

electrical signals from the data communication system instead of air signals.

A-dec recommends installation of the A-dec relay module be performed by a certified electrical technician.



A-dec USB 2.0 powered hub

A-DEC USB 2.0 POWERED HUB FEATURES

The A-dec USB 2.0 powered hub, designed by A-dec, ensures the integrity of the data transmission between the peripheral and clinical devices and the remotely located computer.

- Our hub can connect to the integrated USB cable which originates in the control head and is ready for connection in the floor box. It supports a second connection at the built-in external port on the back of A-dec 500 and A-dec 500 Pro control heads.
- Properly connects Acteon Mini Dock integrated control modules USB cabling to the remote computer system.
- The dental team has easy access to a USB port to connect x-ray sensors, a mouse, or even charge a cell phone.

533 and 533pro Continental Delivery System

Availability Varies: Contact Customer Service for Your Region's Availability

STANDARD FEATURES

533PRO CONTINENTAL DELIVERY SYSTEM STANDARD FEATURES

All 533 capabilities, plus:

- Access to A-dec+ connectivity (standard)
- Dynamic Screen 7 (DS7)
 - Capacitive 7" touchscreen
 - Intuitive user interface
 - Adaptive chair presets
 - Configurable handpiece presets
 - Preset flush timers
 - First-out logic disables a second handpiece from operating
 - Software update capability with A-dec+

533 CONTINENTAL DELIVERY SYSTEM STANDARD FEATURES

- Deluxe Plus touchpad (not available on 533pro)
- White color with gray accents
- 2-liter self-contained water system with quick-disconnect (QD) water bottle
- Balanced flexarm with positive positioning
- Four handpiece position control block
- Autoclavable QD syringe
- Disc foot control
- Control head houses up to six integrated clinical devices and accessories
- Six whips included
- Multi-voltage intraoral light source with independent adjustable settings for up to four positions
- Supports left- or right-handed dentistry
- 1.5' (457 mm) umbilical with utilities
- Includes chair adapter for A-dec 511 (version B) dental chair
- 15' (4,572 mm) USB 2.0 cable from control head to chair
- Adjustable air coolant
- Individually adjustable water coolant with lighted active position identification



A-dec 533pro Continental delivery system shown with QD syringe



A-dec 533 Continental delivery system shown with QD syringe.



Estimated shipping weight: 95 lb (43 kg)

533 and 533pro Continental Delivery System

Availability Varies: Contact Customer Service for Your Region's Availability

DELIVERY SYSTEM BASE CHOICES					CONFIGURED PART NUMBER	PRICE	TOTAL	ITEM PART NUMBER	
533pro Radius mount with DS7 Control Pad					V0195.0274			-	
533 Radius mount with Deluxe Plus touchpad					V0195.0267			-	
Tray Holder Choices (choose one)									
<input type="checkbox"/> Small bottom mount (does not include tray)					V0070.0022			77.2128.00	
<input type="checkbox"/> Standard bottom mount (does not include tray)					V0070.0017			77.1778.00	
<input type="checkbox"/> Large bottom mount (does not include tray)					V0070.0018			77.1779.00	
<input type="checkbox"/> Small side mount (does not include tray)					V0070.0023			77.2038.00	
<input type="checkbox"/> Standard side mount (does not include tray)					V0070.0016			77.1776.00	
<input type="checkbox"/> Large side mount (does not include tray)					V0070.0019			77.1777.00	
<input type="checkbox"/> No tray holder					V0070.0001				
Trays									
<input type="checkbox"/> Standard tray (up to a quantity of three)					V0573.0001			043.001.00	
<input type="checkbox"/> Large tray (up to a quantity of three)					V0573.0002			043.006.00	
Foot Control Choices									
<input type="checkbox"/> Disc foot control (Wet/dry with chip blower/accessory button)					V0041.0008			38.1829.00 (533)	
								38.1944.00 (533pro)	
<input type="checkbox"/> Lever foot control A (Wet/dry with chip blower/accessory button)					V0041.0004			38.1871.00 (533)	
								38.1945.00 (533pro)	
<input type="checkbox"/> A-dec relay module					V0169.0001			90.1080.00	
<input type="checkbox"/> Moisture separator					V0156.0001			41.1477.00	
Umbilical Choices									
<input type="checkbox"/> 1.5' (457 mm) umbilical					V0071.0011				
<input type="checkbox"/> 10' (3,048 mm) umbilical					V0117.0001			41.1483.01	
<input type="checkbox"/> Shut-off valve, threaded (x2)					V0062.0006			026.158.00	
<input type="checkbox"/> No shut-off valve									
Delivery system base choices subtotal							\$		
DOCTOR'S CHOICES continued on next page			HANDPIECE POSITIONS			CONFIGURED PART NUMBER	PRICE	TOTAL	ITEM PART NUMBER
	1	2	3	4	5	6			
Syringe Choices									
QD syringe			<input type="checkbox"/>	<input type="checkbox"/>	<input type="checkbox"/>	<input type="checkbox"/>	<input type="checkbox"/>	V0267.0005	23.1373.00
Warm water QD syringe A			<input type="checkbox"/>	<input type="checkbox"/>	<input type="checkbox"/>	<input type="checkbox"/>	<input type="checkbox"/>	V0267.0004	23.1291.01
No tubing position (plugs sold separately)			<input type="checkbox"/>	<input type="checkbox"/>	<input type="checkbox"/>	<input type="checkbox"/>	<input type="checkbox"/>	V0267.0003	-
Air-driven Silicone Handpiece Tubing									
4-hole			<input type="checkbox"/>	<input type="checkbox"/>	<input type="checkbox"/>	<input type="checkbox"/>	<input type="checkbox"/>	V0267.0002	98.1162.00
6-pin G			<input type="checkbox"/>	<input type="checkbox"/>	<input type="checkbox"/>	<input type="checkbox"/>	<input type="checkbox"/>	V0267.0001	98.1164.00
5-hole fiber-optic w/bulb G			<input type="checkbox"/>	<input type="checkbox"/>	<input type="checkbox"/>	<input type="checkbox"/>	<input type="checkbox"/>	V0267.0006	98.1163.00
Electric Motor Systems G D E									
A-dec XC10 Electric Motor System									
<input type="checkbox"/> Control module A-dec XC10 (2 positions maximum) Works with XC10 Motor								V0053.0012	54.1002.01
XC10 electric motor and tubing (non-CE version)			<input type="checkbox"/>	<input type="checkbox"/>	<input type="checkbox"/>	<input type="checkbox"/>	<input type="checkbox"/>	V0267.0124	54.1009.01
XC10 electric motor and tubing (CE version)			<input type="checkbox"/>	<input type="checkbox"/>	<input type="checkbox"/>	<input type="checkbox"/>	<input type="checkbox"/>	V0267.0126	54.1020.01
A-dec Manufacturing Partner NSK									
<input type="checkbox"/> Control module for NLZ (non-CE version)								V0053.0006	54.0601.01
<input type="checkbox"/> Control module for NLZ (CE version)								V0053.0011	54.0986.01
NLZ electric motor and tubing (non-CE version)			<input type="checkbox"/>	<input type="checkbox"/>	<input type="checkbox"/>	<input type="checkbox"/>	<input type="checkbox"/>	V0267.0089	54.0726.01
NLZ electric motor and tubing (CE version)			<input type="checkbox"/>	<input type="checkbox"/>	<input type="checkbox"/>	<input type="checkbox"/>	<input type="checkbox"/>	V0267.0121	54.1014.01
A-dec Collaboration with KaVo Availability Varies: Contact Customer Service for Your Region's Availability									
<input type="checkbox"/> Control module EMC-703 (2 positions maximum) Works with KL 703 LED Motor								V0053.0009	54.0809.01
KL 703 LED Motor and tubing			<input type="checkbox"/>	<input type="checkbox"/>	<input type="checkbox"/>	<input type="checkbox"/>	<input type="checkbox"/>	V0267.0102	54.0846.01

533 and 533pro Continental Delivery System

Availability Varies: Contact Customer Service for Your Region's Availability

DOCTOR'S CHOICES continued	HANDPIECE POSITIONS						CONFIGURED PART NUMBER	PRICE	TOTAL	ITEM PART NUMBER
	1	2	3	4	5	6				
Curing Light Module E I										
A-dec Manufacturing Partner Acteon										
Mini LED curing light handpiece, control module, and tubing	<input type="checkbox"/>	<input type="checkbox"/>	<input type="checkbox"/>	<input type="checkbox"/>	<input type="checkbox"/>	<input type="checkbox"/>	V0267.0014			54.0291.00
Ultrasonic Instrument Systems C D E										
A-dec Manufacturing Partner Acteon										
Newtron Slim B.LED ultrasonic handpiece, control module, and tubing (533pro only)	<input type="checkbox"/>	<input type="checkbox"/>	<input type="checkbox"/>	<input type="checkbox"/>	<input type="checkbox"/>	<input type="checkbox"/>	V0267.0092			54.1042.00 + 54.0581.00
Newtron Slim ultrasonic handpiece, control module, and tubing (533pro only)	<input type="checkbox"/>	<input type="checkbox"/>	<input type="checkbox"/>	<input type="checkbox"/>	<input type="checkbox"/>	<input type="checkbox"/>	V0267.0094			54.1042.00 + 54.0580.00
Newtron Slim control module with tubing, no handpiece (533pro only)	<input type="checkbox"/>	<input type="checkbox"/>	<input type="checkbox"/>	<input type="checkbox"/>	<input type="checkbox"/>	<input type="checkbox"/>	V0267.0096			54.1042.00
Newtron Slim control module with tubing (533 only)	<input type="checkbox"/>	<input type="checkbox"/>	<input type="checkbox"/>	<input type="checkbox"/>	<input type="checkbox"/>	<input type="checkbox"/>	V0267.0072			54.1042.00
Handpieces										
<input type="checkbox"/> Newtron Slim B.LED ultrasonic handpiece							V0158.0004			54.0581.00
<input type="checkbox"/> Newtron Slim ultrasonic handpiece							V0158.0005			54.0580.00
<input type="checkbox"/> Ultrasonic instrument tip kit							V0196.0001			54.0406.00
A-dec Manufacturing Partner Dentsply Sirona Built-in ultrasonic scaling system (G139) Availability Varies: Contact Customer Service for Your Region's Availability										
Cavitron Steri-Mate 360 handpiece, control module, tubing, and insert tip	<input type="checkbox"/>	<input type="checkbox"/>	<input type="checkbox"/>	<input type="checkbox"/>	<input type="checkbox"/>	<input type="checkbox"/>	V0267.0106			-
Cavitron Steri-Mate handpiece, control module, tubing, and insert tip	<input type="checkbox"/>	<input type="checkbox"/>	<input type="checkbox"/>	<input type="checkbox"/>	<input type="checkbox"/>	<input type="checkbox"/>	V0267.0104			-
Intraoral Camera Systems D E H										
<input type="checkbox"/> A-dec USB 2.0 powered hub** (Required when selecting a camera in any position)							V0504.0001			90.1690.00
A-dec Manufacturing Partner Acteon										
C20 tubing and cable, no handpiece	<input type="checkbox"/>	<input type="checkbox"/>	<input type="checkbox"/>	<input type="checkbox"/>	<input type="checkbox"/>	<input type="checkbox"/>	V0267.0128			54.0948.00
<input type="checkbox"/> C20 intraoral camera, handpiece only							V0043.0015			54.0950.00
Doctor's choices subtotal									\$	
A-DEC 360 CHOICES							CONFIGURED PART NUMBER	PRICE	TOTAL	ITEM PART NUMBER
Preventive Maintenance										
<input type="checkbox"/> Annual preventive maintenance kit for 300/500 delivery systems							V0598.0001			90.1835.00
A-dec 360 choices subtotal									\$	
Delivery system base choices subtotal									\$	
Doctor's choices subtotal									\$	
Subtotal of all sections									\$	
Quantity									x	
Grand Total									\$	

NOTE: **For chair-mounted delivery systems, a powered USB hub is required in both the control head and the floor box to ensure data integrity. For all other delivery systems, only one powered USB hub is needed in the control head.

LEGEND

- A** = Price reflects retail price adjustment to change from standard to optional feature
- C** = Requires control block position
- D** = Requires control module space
- E** = Requires access to 300-watt power supply
- F** = Requires access to power supply
- G** = Requires intraoral light source
- H** = Requires A-dec USB 2.0 powered hub
- I** = Control module can be mounted in the chair or delivery system
- K** = Requires access to 25-watt power supply

532 and 532pro Traditional Delivery System

Availability Varies: Contact Customer Service for Your Region's Availability

STANDARD FEATURES

532PRO TRADITIONAL DELIVERY SYSTEM STANDARD FEATURES

All 532 capabilities plus:


- Access to A-dec+ connectivity (standard)
- Dynamic Screen 7 (DS7)
 - Capacitive 7" touch screen
 - Intuitive user interface
 - Adaptive chair presets
 - Configurable handpiece presets
 - Preset flush timers
 - First-out logic
 - Software update capability with A-dec+

532 TRADITIONAL DELIVERY SYSTEM STANDARD FEATURES

- Deluxe Plus touchpad (not available on 532pro)
- L/R operator positioning (rotation and tilt)
- White color with gray accents
- 2-liter self-contained water system with quick-disconnect (QD) water bottle
- Balanced flexarm with positive positioning
- Four handpiece position control block
- Autoclavable QD syringe
- Disc foot control
- Control head houses up to six integrated clinical devices and accessories
- Six individual adjustable instrument holders
- Washable tray pad
- Multi-voltage intraoral light source with independent adjustable settings for up to four positions
- Supports left- or right-handed dentistry
- 1.5' (457 mm) umbilical with utilities
- Includes chair adapter for A-dec 511 (version B) dental chair
- 15' (4,572 mm) USB 2.0 cable from control head to chair
- Adjustable air coolant
- Individually adjustable water coolant with lighted active position identification



A-dec 532pro Traditional delivery system shown with QD syringe



A-dec 532 Traditional delivery system shown with QD syringe

LEGEND

- A** = Price reflects retail price adjustment to change from standard to optional feature
- C** = Requires control block position
- D** = Requires control module space
- E** = Requires access to 300-watt power supply
- F** = Requires access to power supply
- G** = Requires intraoral light source
- H** = Requires A-dec USB 2.0 powered hub
- I** = Control module can be mounted in the chair or delivery system
- K** = Requires access to 25-watt power supply



Estimated shipping weight: 83 lb (38 kg)

532 and 532pro Traditional Delivery System

Availability Varies: Contact Customer Service for Your Region's Availability

DELIVERY SYSTEM BASE CHOICES							CONFIGURED PART NUMBER	PRICE	TOTAL	ITEM PART NUMBER
532pro Radius mount with DS7 control pad							V0195.0275			-
532 Radius mount with Deluxe Plus touchpad							V0195.0266			-
Tray Holder Choices (choose one)										
<input type="checkbox"/> Small side mount (does not include tray)							V0070.0023			77.2038.00
<input type="checkbox"/> Standard side mount (does not include tray)							V0070.0016			77.1776.00
<input type="checkbox"/> Large side mount (does not include tray)							V0070.0019			77.1777.00
<input type="checkbox"/> No tray holder							V0070.0001			
Trays										
<input type="checkbox"/> Standard tray (up to a quantity of three)							V0573.0001			043.001.00
<input type="checkbox"/> Large tray (up to a quantity of three)							V0573.0002			043.006.00
Foot Control Choices										
<input type="checkbox"/> Disc foot control (Wet/dry with chip blower/accessory button)							V0041.0008			38.1829.00 (532)
										38.1944.00 (532pro)
<input type="checkbox"/> Lever foot control A (Wet/dry with chip blower/accessory button)							V0041.0004			38.1871.00 (532)
										38.1945.00 (532pro)
<input type="checkbox"/> A-dec relay module							V0169.0001			90.1080.00
<input type="checkbox"/> Moisture separator							V0156.0001			41.1477.00
Umbilical Choices										
<input type="checkbox"/> 1.5' (457 mm) umbilical							V0071.0011			
<input type="checkbox"/> 10' (3,048 mm) umbilical							V0117.0001			41.1483.01
<input type="checkbox"/> Shut-off valve, threaded (x2)							V0062.0006			026.158.00
<input type="checkbox"/> No shut-off valve										
Delivery system base choices subtotal									\$	
DOCTOR'S CHOICES continued on next page			HANDPIECE POSITIONS				CONFIGURED PART NUMBER	PRICE	TOTAL	ITEM PART NUMBER
	1	2	3	4	5	6				
Syringe Choices										
QD syringe			<input type="checkbox"/>	<input type="checkbox"/>	<input type="checkbox"/>	<input type="checkbox"/>	<input type="checkbox"/>	V0267.0005		23.1374.00
Warm water QD syringe A			<input type="checkbox"/>	<input type="checkbox"/>	<input type="checkbox"/>	<input type="checkbox"/>	<input type="checkbox"/>	V0267.0004		23.1290.01
No tubing positions			<input type="checkbox"/>	<input type="checkbox"/>	<input type="checkbox"/>	<input type="checkbox"/>	<input type="checkbox"/>	V0267.0003		-
Air-driven Silicone Handpiece Tubing										
4-hole			<input type="checkbox"/>	<input type="checkbox"/>	<input type="checkbox"/>	<input type="checkbox"/>	<input type="checkbox"/>	V0267.0002		98.1162.00
6-pin G			<input type="checkbox"/>	<input type="checkbox"/>	<input type="checkbox"/>	<input type="checkbox"/>	<input type="checkbox"/>	V0267.0001		98.1164.00
5-hole fiber-optic w/bulb G			<input type="checkbox"/>	<input type="checkbox"/>	<input type="checkbox"/>	<input type="checkbox"/>	<input type="checkbox"/>	V0267.0006		98.1163.00
Electric Motor Systems G D E										
A-dec XC10 Electric Motor System										
<input type="checkbox"/> Control module A-dec XC10 (2 positions maximum) Works with XC10 Motor								V0053.0012		54.1002.01
XC10 electric motor and tubing (non-CE version)			<input type="checkbox"/>	<input type="checkbox"/>	<input type="checkbox"/>	<input type="checkbox"/>	<input type="checkbox"/>	V0267.0124		54.1009.01
XC10 electric motor and tubing (CE version)			<input type="checkbox"/>	<input type="checkbox"/>	<input type="checkbox"/>	<input type="checkbox"/>	<input type="checkbox"/>	V0267.0126		54.1020.01
A-dec Manufacturing Partner NSK										
<input type="checkbox"/> Control module for NLZ (non-CE version)								V0053.0006		54.0601.01
<input type="checkbox"/> Control module for NLZ (CE version)								V0053.0011		54.0986.01
NLZ electric motor and tubing (non-CE version)			-	<input type="checkbox"/>	<input type="checkbox"/>	<input type="checkbox"/>	<input type="checkbox"/>	V0267.0089		54.0726.01
NLZ electric motor and tubing (CE version)			-	<input type="checkbox"/>	<input type="checkbox"/>	<input type="checkbox"/>	<input type="checkbox"/>	V0267.0121		54.1014.01
A-dec Collaboration with KaVo Availability Varies: Contact Customer Service for Your Region's Availability										
<input type="checkbox"/> Control module EMC-703 (2 positions maximum) Works with KL 703 LED Motor								V0053.0009		54.0809.01
KL 703 LED Motor and tubing			<input type="checkbox"/>	<input type="checkbox"/>	<input type="checkbox"/>	<input type="checkbox"/>	<input type="checkbox"/>	V0267.0102		54.0846.01

532 and 532pro Traditional Delivery System

Availability Varies: Contact Customer Service for Your Region's Availability

DOCTOR'S CHOICES continued	HANDPIECE POSITIONS						CONFIGURED PART NUMBER	PRICE	TOTAL	ITEM PART NUMBER
	1	2	3	4	5	6				
Curing Light Module E I										
A-dec Manufacturing Partner Acteon										
Mini LED curing light handpiece, control module, and tubing	<input type="checkbox"/>	<input type="checkbox"/>	<input type="checkbox"/>	<input type="checkbox"/>	<input type="checkbox"/>	<input type="checkbox"/>	V0267.0014			54.0291.00
Ultrasonic Instrument Systems C D E										
A-dec Manufacturing Partner Acteon										
Newtron Slim B.LED ultrasonic handpiece, control module, and tubing (532pro only)	<input type="checkbox"/>	<input type="checkbox"/>	<input type="checkbox"/>	<input type="checkbox"/>	<input type="checkbox"/>	<input type="checkbox"/>	V0267.0092			54.1042.00 + 54.0581.00
Newtron Slim ultrasonic handpiece, control module, and tubing (532pro only)	<input type="checkbox"/>	<input type="checkbox"/>	<input type="checkbox"/>	<input type="checkbox"/>	<input type="checkbox"/>	<input type="checkbox"/>	V0267.0094			54.1042.00 + 54.0580.00
Newtron Slim control module with tubing (no handpiece) (532pro only)	<input type="checkbox"/>	<input type="checkbox"/>	<input type="checkbox"/>	<input type="checkbox"/>	<input type="checkbox"/>	<input type="checkbox"/>	V0267.0096			54.1042.00
Newtron Slim control module with tubing (532 only)	<input type="checkbox"/>	<input type="checkbox"/>	<input type="checkbox"/>	<input type="checkbox"/>	<input type="checkbox"/>	<input type="checkbox"/>	V0267.0072			54.1042.00
Handpieces										
<input type="checkbox"/> Newtron Slim B.LED handpiece							V0158.0004			54.0581.00
<input type="checkbox"/> Newtron Slim handpiece							V0158.0005			54.0580.00
<input type="checkbox"/> Ultrasonic instrument tip kit							V0196.0001			54.0406.00
A-dec Manufacturing Partner Dentsply Sirona Built-in ultrasonic scaling system (G139) Availability Varies: Contact Customer Service for Your Region's Availability										
Cavitron Steri-Mate 360 handpiece, control module, tubing, and insert tip	<input type="checkbox"/>	<input type="checkbox"/>	<input type="checkbox"/>	<input type="checkbox"/>	<input type="checkbox"/>	<input type="checkbox"/>	V0267.0106			
Cavitron Steri-Mate handpiece, control module, tubing, and insert tip	<input type="checkbox"/>	<input type="checkbox"/>	<input type="checkbox"/>	<input type="checkbox"/>	<input type="checkbox"/>	<input type="checkbox"/>	V0267.0104			
Intraoral Camera Systems D E H										
<input type="checkbox"/> A-dec USB 2.0 powered hub** (Required when selecting a camera in any position)							V0504.0001			90.1690.00
A-dec Manufacturing Partner Acteon										
C20 tubing and cable, no handpiece	<input type="checkbox"/>	<input type="checkbox"/>	<input type="checkbox"/>	<input type="checkbox"/>	<input type="checkbox"/>	<input type="checkbox"/>	V0267.0128			54.0948.00
<input type="checkbox"/> C20 intraoral camera, handpiece only							V0043.0015			54.0950.00
Doctor's choices subtotal									\$	
A-DEC 360 CHOICES							CONFIGURED PART NUMBER	PRICE	TOTAL	ITEM PART NUMBER
Preventive Maintenance										
<input type="checkbox"/> Annual preventive maintenance kit for 300/500 delivery systems							V0598.0001			90.1835.00
A-dec 360 choices subtotal									\$	
Delivery system base choices subtotal									\$	
Doctor's choices subtotal									\$	
Subtotal of all sections									\$	
Quantity									x	
Grand Total									\$	

NOTE: **For chair-mounted delivery systems, a powered USB hub is required in both the control head and the floor box to ensure data integrity. For all other delivery systems, only one powered USB hub is needed in the control head.

LEGEND

- A** = Price reflects retail price adjustment to change from standard to optional feature
- C** = Requires control block position
- D** = Requires control module space
- E** = Requires access to 300-watt power supply
- F** = Requires access to power supply
- G** = Requires intraoral light source
- H** = Requires A-dec USB 2.0 powered hub
- I** = Control module can be mounted in the chair or delivery system
- K** = Requires access to 25-watt power supply

541 12 O'Clock Duo Delivery System

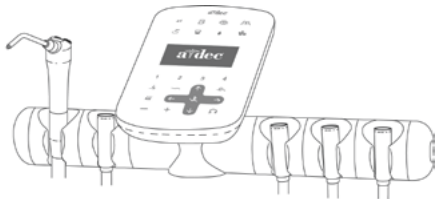


A-dec 541 12 o'clock duo delivery system shown with optional assistant's QD syringe

STANDARD FEATURES

- White color with gray accents
- Includes solid surface worksurface
- Designed for use with A-dec Inspire 391 and 591, or stand alone
- 2-liter self-contained water system with quick-disconnect (QD) water bottle
- Four handpiece position control block
- Autoclavable QD syringe
- Disc foot control
- Control center houses up to five integrated clinical devices and accessories
- Individual adjustable instrument holders
- Multi-voltage intraoral light source with independent adjustable settings for up to four positions
- Height-adjustable doctor's instrumentation
- Floor mounting bracket
- Deluxe Plus touchpad
- Assistant's touchpad
- Adjustable air coolant
- Individually adjustable water coolant
- EasyFlex vacuum tubing standard with auto-electric holders

Standard right-hand configuration



Left-hand configuration



Note: Standard configuration PRIOR to June 2019

ASSISTANT'S INSTRUMENTATION

- Solids collector, high volume evacuator (HVE), and saliva ejector (SE)

WORKSURFACE

- 22.5" diameter (571.5 mm) round worksurface
- Height adjustable worksurface

NOTE: Touchpads are compatible with all A-dec 511, A-dec 411, A-dec 311, Cascade 1040/ Performer III chairs built after August 2005. Cascade, Decade, and Performer III chairs built before August 2005 require a new circuit board (p/n 90.1029.02) to allow the touchpad to operate the chair.

NOTE: When left-hand configuration option is selected, the configuration will be a mirror image of the standard, right-hand configuration; See illustration.

NOTE: Prior to June 2019, the standard configuration was 3 holders on left, 1 holder and Syringe on right. To order that same configuration today you will need to order a left-hand configuration.



Estimated shipping weight: 94 lb (43 kg)

541 12 O'Clock Duo Delivery System

DELIVERY SYSTEM BASE CHOICES					CONFIGURED PART NUMBER	PRICE	TOTAL	ITEM PART NUMBER
541 12 o'clock duo with Deluxe Plus touchpad					V0195.0268			-
Mount Location								
<input type="checkbox"/> A-dec Inspire (391,591)					V0055.0001			-
<input type="checkbox"/> Stand alone					V0055.0003			-
Worksurface Choices, see page 137								
<input type="checkbox"/> Solid surface; color choice is:					V0334.0002			-
<input type="checkbox"/> Quartz A ; color choice is:					V0334.0004			-
<input type="checkbox"/> HPD laminate A ; color choice is:					V0334.0003			-
<input type="checkbox"/> No worksurface					V0334.0089			-
Tray Holder Choices (choose one)								
<input type="checkbox"/> Small tray holder (does not include tray)					V0070.0024			77.2040.00
<input type="checkbox"/> Standard tray holder (does not include tray)					V0070.0025			77.2041.00
<input type="checkbox"/> Large tray holder (does not include tray)					V0070.0026			77.2042.00
<input type="checkbox"/> No tray holder					V0070.0001			
Trays								
<input type="checkbox"/> Standard tray (up to a quantity of three)					V0573.0001			043.001.00
<input type="checkbox"/> Large tray (up to a quantity of three)					V0573.0002			043.006.00
Foot Control Choices								
<input type="checkbox"/> Disc foot control (Wet/dry with chip blower/accessory button)					V0041.0008			38.1829.01
<input type="checkbox"/> Lever foot control A (Wet/dry with chip blower/accessory button)					V0041.0004			38.1871.03
Quick Disconnect Choices								
<input type="checkbox"/> QD for self-contained water system					V0003.0009			90.1097.00
<input type="checkbox"/> QD for air					V0003.0008			90.1098.00
<input type="checkbox"/> A-dec relay module B					V0169.0001			90.1080.00
<input type="checkbox"/> Filter elements (package of 6)					V0088.0001			24.0234.01
<input type="checkbox"/> Moisture separator					V0156.0001			41.1477.00
Power Supply Choices								
300-watt power supply								
<input type="checkbox"/> 100V					V0060.0005			43.0259.00
<input type="checkbox"/> 120V					V0060.0006			43.0260.00
<input type="checkbox"/> 240V					V0060.0007			43.0261.00
<input type="checkbox"/> Power supply connector kit (Required to connect 541 to A-dec 511 chair power supply)					V0060.0004			77.0707.00
<input type="checkbox"/> Power supply connector kit (Required to connect 541 to A-dec 311 or 411 chair power supply)					V0060.0001			77.0980.00
<input type="checkbox"/> Shut-off valve, threaded					V0062.0003			026.158.00
Delivery system base choices subtotal							\$	
DOCTOR'S CHOICES continued on next page				HANDPIECE POSITIONS	CONFIGURED PART NUMBER	PRICE	TOTAL	ITEM PART NUMBER
	1	2	3	4	5			
<input type="checkbox"/> Left-hand configuration						V0128.0002		-
Touchpad Choices								
<input type="checkbox"/> Standard touchpad						V0036.0003		
<input type="checkbox"/> No touchpad						V0036.0011		
Syringe Choices								
QD syringe	<input type="checkbox"/>	-	-	-	-	V0267.0005		23.1374.00
Warm water QD syringe A E	<input type="checkbox"/>	-	-	-	-	V0267.0004		23.1290.01
No tubing	-	<input type="checkbox"/>	<input type="checkbox"/>	<input type="checkbox"/>	<input type="checkbox"/>			-
Air-driven Silicone Handpiece Tubing								
4-hole	-	<input type="checkbox"/>	<input type="checkbox"/>	<input type="checkbox"/>	<input type="checkbox"/>	V0267.0002		98.1165.00
6-pin G	-	<input type="checkbox"/>	<input type="checkbox"/>	<input type="checkbox"/>	<input type="checkbox"/>	V0267.0001		98.1167.00
5-hole fiber-optic w/bulb G	-	<input type="checkbox"/>	<input type="checkbox"/>	<input type="checkbox"/>	<input type="checkbox"/>	V0267.0006		98.1166.00

541 12 O'Clock Duo Delivery System

DOCTOR'S CHOICES continued	HANDPIECE POSITIONS					CONFIGURED PART NUMBER	PRICE	TOTAL	ITEM PART NUMBER
	1	2	3	4	5				
Electric Motor Systems B C D E									
A-dec XC10 Electric Motor System									
<input type="checkbox"/> Control module A-dec XC10 (2 positions maximum) Works with XC10 Motor						V0053.0012			54.1002.01
XC10 electric motor and tubing (non-CE version)	-	<input type="checkbox"/>	<input type="checkbox"/>	<input type="checkbox"/>	<input type="checkbox"/>	V0267.0125			54.1010.01
XC10 electric motor and tubing (CE version)	-	<input type="checkbox"/>	<input type="checkbox"/>	<input type="checkbox"/>	<input type="checkbox"/>	V0267.0127			54.1021.01
A-dec Manufacturing Partner NSK									
<input type="checkbox"/> Control module for NLZ (non-CE version)						V0053.0006			54.0601.01
<input type="checkbox"/> Control module for NLZ (CE version)						V0053.0011			54.0986.01
NLZ electric motor and tubing (non-CE version)	-	<input type="checkbox"/>	<input type="checkbox"/>	<input type="checkbox"/>	<input type="checkbox"/>	V0267.0081			54.0606.01
NLZ electric motor and tubing (CE version)	-	<input type="checkbox"/>	<input type="checkbox"/>	<input type="checkbox"/>	<input type="checkbox"/>	V0267.0122			54.1015.01
A-dec Collaboration with KaVo Availability Varies: Contact Customer Service for Your Region's Availability									
<input type="checkbox"/> Control module EMC-703 (2 positions maximum) Works with KL 703 LED Motor						V0053.0009			54.0809.01
KL 703 LED Motor and tubing	-	<input type="checkbox"/>	<input type="checkbox"/>	<input type="checkbox"/>	<input type="checkbox"/>	V0267.0103			54.0847.01
Curing Light Module D E									
A-dec Manufacturing Partner Acteon									
Mini LED curing light handpiece, control module, and tubing (Requires holder)	-	<input type="checkbox"/>	<input type="checkbox"/>	<input type="checkbox"/>	<input type="checkbox"/>	V0267.0014			54.0291.00
Ultrasonic Instrument Systems B C D E									
A-dec Manufacturing Partner Acteon									
Newtron Slim control module with tubing (no handpiece)	-	<input type="checkbox"/>	<input type="checkbox"/>	<input type="checkbox"/>	<input type="checkbox"/>	V0267.0073			54.1043.00
Handpieces									
<input type="checkbox"/> Newtron Slim B.LED ultrasonic handpiece						V0158.0004			54.0581.00
<input type="checkbox"/> Newtron Slim ultrasonic handpiece						V0158.0005			54.0580.00
<input type="checkbox"/> Ultrasonic instrument tip kit						V0196.0001			54.0406.00
A-dec Manufacturing Partner Dentsply Sirona Built-in ultrasonic scaling system (G139) Availability Varies: Contact Customer Service for Your Region's Availability									
Cavitron Steri-Mate 360 handpiece, control module, tubing, and insert tip	-	<input type="checkbox"/>	<input type="checkbox"/>	<input type="checkbox"/>	<input type="checkbox"/>	V0267.0107			
Cavitron Steri-Mate handpiece, control module, tubing, and insert tip	-	<input type="checkbox"/>	<input type="checkbox"/>	<input type="checkbox"/>	<input type="checkbox"/>	V0267.0105			
Intraoral Camera Systems D E H									
<input type="checkbox"/> A-dec USB 2.0 powered hub						V0504.0001			90.1690.00
A-dec Manufacturing Partner Acteon Availability Varies: Contact Customer Service for Your Region's Availability									
C20 tubing and cable, no handpiece	-	<input type="checkbox"/>	<input type="checkbox"/>	<input type="checkbox"/>	<input type="checkbox"/>	V0267.0128			54.0948.00
<input type="checkbox"/> C20 intraoral camera, handpiece only						V0043.0015			54.0950.00
Doctor's choices subtotal								\$	

LEGEND

- A** = Price reflects retail price adjustment to change from standard to optional feature
- B** = Deluxe Plus touchpad required
- C** = Requires control block position
- D** = Requires control module space
- E** = Requires access to 300-watt power supply
- F** = Requires access to power supply
- G** = Requires intraoral light source
- H** = Requires A-dec USB powered hub
- I** = Control module can be mounted in the chair or delivery system
- J** = Side exhausting Borden
- K** = Requires access to 25-watt power supply

541 12 O'Clock Duo Delivery System

ASSISTANT'S CHOICES	CONFIGURED PART NUMBER	PRICE	TOTAL	ITEM PART NUMBER
541 12 o'clock worksurface and instrumentation	V0006.0008			-
Touchpad Choices				
<input type="checkbox"/> Standard touchpad	V0007.0002			90.1128.01
<input type="checkbox"/> No touchpad				
Syringe Choices				
<input type="checkbox"/> QD syringe	V0105.0044			23.1374.00
<input type="checkbox"/> Warm water QD syringe	V0105.0004			23.1294.01
<input type="checkbox"/> No syringe	V0105.0042			-
Curing Light Module D E				
A-dec Manufacturing Partner Acteon				
<input type="checkbox"/> Holder only	V0462.0001			99.0653.03
<input type="checkbox"/> Mini LED curing light handpiece, control module, and tubing (Requires holder)	V0004.0014			54.0291.00
Holder Choices				
<input type="checkbox"/> Auto-electric holders (If selected with second HVE, dual turret is required)	V0402.0002			-
<input type="checkbox"/> Dual turret configuration	V0403.0001			-
<input type="checkbox"/> Large bore 15 mm HVE	V0200.0002			-
<input type="checkbox"/> Dürer Universal III Cannulas (qty 20)	V0575.0001			-
Additional HVE and holder				
<input type="checkbox"/> 11 mm	V0087.0007			-
<input type="checkbox"/> 15 mm	V0087.0006			
Choose one:				
<input type="checkbox"/> Flex-holder for syringe or SE; non-active	V0005.0007			99.0705.01
<input type="checkbox"/> Flex-holder for standard 11 mm HVE; non-active	V0005.0001			99.0706.01
<input type="checkbox"/> Flex-holder for large bore 15 mm HVE; non-active	V0005.0002			99.0707.01
<input type="checkbox"/> Water bottle mount (RH)	V0572.0003			90.1805.00
<input type="checkbox"/> Water bottle mount (LH)	V0572.0002			90.1828.00
<input type="checkbox"/> Remote stainless steel floor box with cover and 7' (2,134 mm) umbilical	V0040.0014			41.1490.01
Assistant's choices subtotal			\$	
A-DEC 360 CHOICES	CONFIGURED PART NUMBER	PRICE	TOTAL	ITEM PART NUMBER
Preventive Maintenance				
<input type="checkbox"/> Annual preventive maintenance kit for 300/500 delivery systems	V0598.0001			90.1835.00
A-dec 360 choices subtotal				
Delivery system base choices subtotal			\$	
Doctor's choices subtotal			\$	
Assistant's choices subtotal			\$	
Subtotal of all sections			\$	
Quantity			x	
Grand Total			\$	

LEGEND

- A** = Price reflects retail price adjustment to change from standard to optional feature
- B** = Deluxe Plus touchpad required
- C** = Requires control block position
- D** = Requires control module space
- E** = Requires access to 300-watt power supply
- F** = Requires access to power supply
- G** = Requires intraoral light source
- H** = Requires A-dec USB powered hub
- I** = Control module can be mounted in the chair or delivery system
- K** = Requires access to 25-watt power supply

545sta 12 O'Clock Assistant's Instrumentation

Availability Varies: Contact Customer Service for Your Region's Availability



A-dec 545sta assistant's instrumentation shown with 4-position holder with QD syringe, saliva ejector, 15 mm HVE, and optional tray holder and Control Pad 5 (CP5)

STANDARD FEATURES

- White color with gray accents
- Designed for use with A-dec Inspire 391 and 591, or stand alone
- Multi-positionable instrumentation
- 2-liter self-contained water system with quick-disconnect (QD) water bottle
- High volume evacuator (HVE), QD syringe, and saliva ejector (SE)
- Utilities
- Floor mounting bracket
- EasyFlex tubing
- Optional Assistant's Control Pad 5 (CP5)
 - Adaptive chair preset icons
 - Configurable preset timers

WORKSURFACE

- 22.5" diameter (571.5 mm) round worksurface
- Height-adjustable worksurface

NOTE: Control pads are compatible with all A-dec 511, A-dec 411 and A-dec 311 chairs.

ASSISTANT'S INSTRUMENTATION CHOICES continued on next page	CONFIGURED PART NUMBER	PRICE	TOTAL	ITEM PART NUMBER
545sta 12 o'clock worksurface and instrumentation	V0195.0272			-
Mount Location				
<input type="checkbox"/> A-dec Inspire (391, 591)	V0055.0001			-
<input type="checkbox"/> Stand alone	V0055.0003			-
Worksurface Choices, see page 139				
<input type="checkbox"/> Solid surface; color choice is:	V0334.0002			
<input type="checkbox"/> Quartz A ; color choice is:	V0334.0004			
<input type="checkbox"/> HPD laminate A ; color choice is:	V0334.0003			
<input type="checkbox"/> No work surface A	V0334.0089			
Tray Holder Choices (choose one)				
<input type="checkbox"/> Small tray holder (does not include tray)	V0070.0024			77.2040.00
<input type="checkbox"/> Standard tray holder (does not include tray)	V0070.0025			77.2041.00
<input type="checkbox"/> Large tray holder (does not include tray)	V0070.0026			77.2042.00
<input type="checkbox"/> No tray holder	V0070.0001			
Trays				
<input type="checkbox"/> Standard tray (up to a quantity of three)	V0573.0001			043.001.00
<input type="checkbox"/> Large tray (up to a quantity of three)	V0573.0002			043.006.00
Quick Disconnect Choices (QDs not available if you choose "Worksurface only" option)				
<input type="checkbox"/> QD for air	V0003.0008			90.1098.00
<input type="checkbox"/> QD for self-contained water system	V0003.0009			90.1097.00



Estimated shipping weight: 89 lb (40 kg)

545sta 12 O’Clock Assistant’s Instrumentation

Availability Varies: Contact Customer Service for Your Region’s Availability

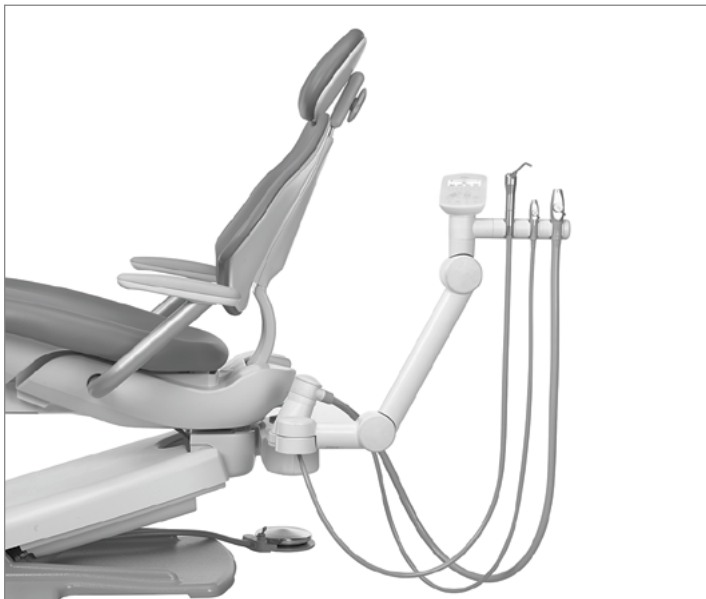
ASSISTANT’S INSTRUMENTATION CHOICES continued	CONFIGURED PART NUMBER	PRICE	TOTAL	ITEM PART NUMBER
Power Supply Choices				
300-watt power supply				
<input type="checkbox"/> 100V	V0060.0005			43.0259.00
<input type="checkbox"/> 120V	V0060.0006			43.0260.00
<input type="checkbox"/> 240V	V0060.0007			43.0261.00
25-watt power supply				
<input type="checkbox"/> 100V	V0060.0011			28.1479.00
<input type="checkbox"/> 120V	V0060.0010			28.1480.00
<input type="checkbox"/> 240V	V0060.0009			28.1481.00
<input type="checkbox"/> Power supply connector kit (Required to connect 545sta to A-dec 311/411/511 chair power supplies manufactured after June 2023)	V0060.0016			77.2245.00
<input type="checkbox"/> Power supply connector kit (Required to connect 545sta to A-dec 311/411 chair power supplies manufactured June 2023 or earlier)	V0060.0025			77.2293.00
<input type="checkbox"/> Power supply connector kit (Required to connect 545sta to A-dec 511 (version A) or (version B) chair power supplies manufactured June 2023 or earlier)	V0060.0026			77.2294.00
<input type="checkbox"/> Shut-off valve, threaded	V0062.0003			026.158.00
<input type="checkbox"/> Worksurface only, no assistant’s instrumentation	V0404.0002			-
Touchpad Choices				
<input type="checkbox"/> Assistant’s Control Pad 5 (CP5) K	V0007.0005			90.1902.00
Autoclavable Syringe				
<input type="checkbox"/> Assistant’s QD syringe	V0105.0044			23.1374.00
<input type="checkbox"/> Assistant’s warm water QD syringe E	V0105.0004			23.1294.01
<input type="checkbox"/> No syringe	V0105.0042			-
Curing Light Module D E				
A-dec Manufacturing Partner Acteon				
<input type="checkbox"/> Holder only	V0462.0001			99.0653.03
<input type="checkbox"/> Mini LED curing light handpiece, control module, and tubing (Requires holder)	V0004.0014			54.0291.00
Holder Choices				
<input type="checkbox"/> Auto-electric holders (If selected with additional HVE, dual turret is required)	V0402.0002			-
<input type="checkbox"/> Dual turret configuration	V0403.0001			-
<input type="checkbox"/> Large bore 15 mm HVE	V0200.0002			-
<input type="checkbox"/> Dürer Universal III Cannulas (qty 20)	V0575.0001			-
Additional HVE and holder				
<input type="checkbox"/> 11 mm	V0087.0007			-
<input type="checkbox"/> 15 mm	V0087.0006			-
Choose one:				
<input type="checkbox"/> Flex-holder for syringe or SE; non-active	V0005.0007			99.0705.01
<input type="checkbox"/> Flex-holder for standard 11 mm HVE; non-active	V0005.0001			99.0706.01
<input type="checkbox"/> Flex-holder for large bore 15 mm HVE; non-active	V0005.0002			99.0707.01
<input type="checkbox"/> Water bottle mount (RH)	V0572.0003			90.1805.00
<input type="checkbox"/> Water bottle mount (LH)	V0572.0002			90.1828.00
<input type="checkbox"/> Remote stainless steel floor box with cover and 7' (2,134 mm) umbilical	V0040.0014			41.1490.01
Assistant’s instrumentation choices subtotal			\$	
Subtotal of all sections			\$	
Quantity			x	
Grand Total			\$	

551sta Assistant's Instrumentation

Availability Varies: Contact Customer Service for Your Region's Availability



A-dec 511 chair shown with A-dec 551sta long assistant's arm, single 3-position holder, HVE, and optional QD syringe



A-dec 411 chair shown with A-dec 551sta short assistant's arm, single 3-position holder, HVE, and optional QD syringe

STANDARD FEATURES

- White color with gray accents
- Standard Assistant's Control Pad 5 (CP5)
- Control pad designed to be used as a handle for easy positioning of the assistant's arm
- Maximized vacuum flow
- 11 mm high-volume evacuator (HVE) and saliva ejector (SE)
- Three common connection ports for SE and HVE
- Solids collector mounted on support link
- Mounts to A-dec 511, A-dec 411 or A-dec 311 dental chair

LONG ARM

- Vertical and horizontal adjustments

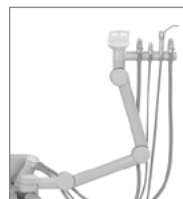
SHORT ARM

- Horizontal adjustments

NOTE: Assistant's Instrumentation purchased without a chair-mounted delivery system requires a floor box and utilities. If a self-contained water system is desired, then you must order a lower support arm and support center or a remote mount water bottle kit (p/n 14.0471.00).

NOTE: The A-dec 551sta assistant's Instrumentation is not compatible with the A-dec 362 support center when mounted to the A-dec 511, 411, or 311 chair.

NOTE: A-dec does not recommend the 500 support link for 500B chair systems.



Long arm



Short arm



Support link

LEGEND

- A** = Price reflects retail price adjustment to change from standard to optional feature
- C** = Requires control block position
- D** = Requires control module space
- E** = Requires access to 300-watt power supply
- F** = Requires access to power supply
- G** = Requires intraoral light source
- H** = Requires A-dec USB 2.0 powered hub
- I** = Control module can be mounted in the chair or delivery system
- K** = Requires access to 25-watt power supply



Estimated shipping weight: 39 lb (18 kg)
UPS shipping available

551sta Assistant's Instrumentation

Availability Varies: Contact Customer Service for Your Region's Availability

ASSISTANT'S INSTRUMENTATION CHOICES	CONFIGURED PART NUMBER	PRICE	TOTAL	ITEM PART NUMBER
551sta Rear-mount adjustable arm	V0195.0271			-
Arm Style				
<input type="checkbox"/> Short arm	V0030.0001			-
<input type="checkbox"/> Long arm	V0030.0004			-
Stand alone utilities for post-mount water bottle kit (with 3' umbilical):				
<input type="checkbox"/> For 511 chair	V0071.0007			41.1519.00
<input type="checkbox"/> For 411 or 311 chair				41.1521.00
<input type="checkbox"/> Umbilical extension - 10' (3,048 mm):	V0117.0001			41.1483.01
<input type="checkbox"/> Shut-off valve, threaded (x2)	V0062.0006			026.158.00
Syringe Choices				
<input type="checkbox"/> Assistant's QD syringe	V0105.0044			23.1374.00
<input type="checkbox"/> Assistant's warm water QD syringe E	V0105.0004			23.1306.01
<input type="checkbox"/> No syringe	V0105.0042			-
Curing Light Module E I				
A-dec Manufacturing Partner Acteon				
<input type="checkbox"/> Holder only	V0462.0001			99.0653.03
<input type="checkbox"/> Mini LED curing light handpiece, control module, and tubing (Requires holder)	V0004.0014			54.0291.00
Holder Choices				
<input type="checkbox"/> Auto-electric holders (If selected with additional HVE, dual turret is required)	V0402.0002			-
<input type="checkbox"/> Dual turret configuration	V0403.0001			-
<input type="checkbox"/> Large bore 15 mm HVE	V0200.0002			-
<input type="checkbox"/> Dür Universal III Cannulas (qty 20)	V0575.0001			-
Additional HVE and holder				
<input type="checkbox"/> 11 mm	V0087.0007			-
<input type="checkbox"/> 15 mm	V0087.0006			
<input type="checkbox"/> Support link (For 511/411/311 chairs without 461 support center and cuspidor)	V0090.0002			77.1256.00
<input type="checkbox"/> Master toggle kit	V0113.0001			90.1088.01
Assistant's instrumentation choices subtotal			\$	
Quantity			x	
Grand Total			\$	

LEGEND

- A** = Price reflects retail price adjustment to change from standard to optional feature
- C** = Requires control block position
- D** = Requires control module space
- E** = Requires access to 300-watt power supply
- F** = Requires access to power supply
- G** = Requires intraoral light source
- H** = Requires A-dec USB 2.0 powered hub
- I** = Control module can be mounted in the chair or delivery system
- K** = Requires access to 25-watt power supply

[illegible]

A-dec 400 System

Chair

36 411 Dental Chair

Cuspidor and Support Center

38 461 Cuspidor and Support Center



A-dec 400 Radius System

Back **B**

Products that are connected to the back mount of the chair.



461 support center/cuspidor (shown)



551 assistant's instrumentation (shown with 461, compatible with or without cuspidor)



351 assistant's instrumentation (not compatible with cuspidor)

Front **F**

Products that are connected to the front mount of the chair.



Dual Mount Choices



332pro Traditional delivery system (shown)



333pro Continental delivery system



336pro Traditional delivery system

Light Post Monitor Options



572L dental light (shown)



372L dental light



382 monitor mount with optional handle




381 monitor mount with optional handle (mounts to light post)

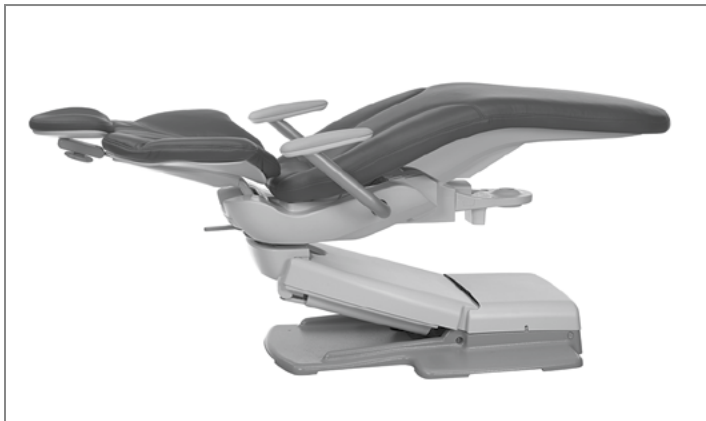


482 monitor mount with optional handle (mounts to light post as shown)

411 Dental Chair



A-dec 411 dental chair shown with formed upholstery



A-dec 411 dental chair shown with sewn upholstery

STANDARD FEATURES

- Dual-articulating gliding headrest
- Ultra-thin 1.25" (32 mm) flexible backrest*
- 2-position armrests
- Hybrid drive system (electromechanical back, hydraulic base)
- Chair swivels 60° (30° each side of center)
- Integrated 300-watt power supply
- Chair adapter for single or dual front mounting of A-dec 300 delivery system, A-dec dental light, and/or Monitor
- UL rated to 400 lb (181 kg) maximum patient load**
- Range:
Low point: 13.75" (349 mm)***
High point 31.5" (800 mm)

NOTE: Chair requires touchpad or footswitch to operate.

NOTE: *Based on formed upholstery.

NOTE: ** Load rating is based on UL requirement of 4X (1600 lb/725 kg) overload static testing.

NOTE: *** Low point: 14.75" (375 mm) when dual mounting.



Locking knob headrest



Lever release headrest

UPHOLSTERY COLOR CHOICES

Formed

- ☐ Amethyst
- ☐ Black
- ☐ Carbon
- ☐ Driftwood
- ☐ Hazelnut
- ☐ Indigo
- ☐ Lemongrass
- ☐ Sapphire
- ☐ Sky Blue
- ☐ Tawny

Sewn

- ☐ Almond
- ☐ Apricot
- ☐ Arctic
- ☐ Arugula
- ☐ Bayou
- ☐ Cave
- ☐ Chamois
- ☐ Charcoal
- ☐ Curry
- ☐ Cyan


- ☐ Diplomat Blue
- ☐ Ebony
- ☐ Fuchsia
- ☐ Granite
- ☐ Lapis
- ☐ Pacific
- ☐ Papyrus
- ☐ Parrot
- ☐ Pecan
- ☐ Plum

- ☐ Poseidon
- ☐ Red
- ☐ Riviera
- ☐ Sable
- ☐ Sassy
- ☐ Schooner
- ☐ Sky
- ☐ St. John
- ☐ Timberwolf
- ☐ Vivid Punch



Estimated shipping weight: 410 lb (186 kg)
10 Amp maximum

411 Dental Chair

CHAIR CHOICES	CONFIGURED PART NUMBER	PRICE	TOTAL	ITEM PART NUMBER
A-dec 411 chair without upholstery <input type="checkbox"/> 100V <input type="checkbox"/> 120V <input type="checkbox"/> 240V	V0195.0083			-
Upholstery Choices				
<input type="checkbox"/> Formed upholstery	V0075.0014			-
<input type="checkbox"/> Sewn upholstery	V0075.0013			-
Headrest Choices				
<input type="checkbox"/> Locking knob	V0035.0002			-
<input type="checkbox"/> Lever release 	V0035.0001			90.1091.01
<input type="checkbox"/> Programmable footswitch	V0042.0002			62.0163.01
Floor box choices				
<input type="checkbox"/> None	V0040.0002			-
<input type="checkbox"/> Contoured	V0040.0001			41.1506.01
Chair choices subtotal			\$	
Quantity			x	
Grand Total			\$	

CHAIR ACCESSORIES	PART NUMBER	PRICE
<input type="checkbox"/> A-dec Dental Booster Seat, Ebony*	62.1311.77	
<input type="checkbox"/> A-dec Dental Booster Seat, Parrot*	62.1311.96	

NOTE: *Special-order colors available at an additional upcharge to match any A-dec dental chair.

461 Cuspidor and Support Center



A-dec 461 cuspidor and support center

STANDARD FEATURES

Support Center

- White color with gray accents
- Mounts to A-dec 511, A-dec 411, or A-dec 311 dental chairs
- Support link and support arm
- Back mount Radius hub for easy left/right conversion
- Accommodates amalgam separator

Cuspidor

- Vitreous china bowl with bowl screen
- Accommodates large tumbler
- Rotates +/- 45°
- Programmable cup fill and bowl rinse timers

NOTE: Master toggle and cup fill water bottle are only necessary if cuspidor is on a chair without a chair-mounted delivery system.

CUSPIDOR AND SUPPORT CENTER CHOICES	CONFIGURED PART NUMBER	PRICE	TOTAL	ITEM PART NUMBER
A-dec 461 support center	V0195.0089			-
Cuspidor	V0111.0011			-
Stand alone utilities for post-mount water bottle kit (with 3' umbilical)*				
<input type="checkbox"/> For 511 chair	V0100.0001			41.1519.00
<input type="checkbox"/> For 411 or 311 chair	V0100.0003			41.1521.00
<input type="checkbox"/> Master toggle kit*	V0113.0001			90.1088.01
<input type="checkbox"/> Umbilical extension - 10' (3,048 mm)*	V0117.0001			41.1483.01
<input type="checkbox"/> Shut-off valve, threaded (x2)	V0062.0006			026.158.00
<input type="checkbox"/> Additional cup fill water bottle**	V0116.0001			14.0464.02
Cuspidor and support center choices Subtotal			\$	
Quantity			x	
Grand Total			\$	

NOTE: *Requires utilities for post-mount water bottle kit (with 3' umbilical)

NOTE: **Required when ordered without chair mounted delivery system.

OPTIONAL MOUNTING HARDWARE	PART NUMBER	PRICE	TOTAL
Hub and spacer kit***	90.1422.00		

NOTE: ***To achieve full range of motion on a single-mount light or Radius monitor mount used with a 461 support center, order the hub and spacer kit (90.1422.00)



Estimated shipping weight:
66 lb (30 kg)
UPS shipping available

A-dec 300 System

Chair

- 44 311 Dental Chair

Delivery

300 Pro Delivery

- 46 Getting Started
- 48 333pro/335pro Continental Delivery Systems
- 52 332pro/334pro/336pro Traditional Delivery Systems
- 56 342pro Side Delivery System

Legacy 300 Delivery

- 59 Getting Started
- 60 333/335 Continental Delivery Systems
- 64 332/334/336 Traditional Delivery Systems
- 68 342 Side Delivery System

Assistant's Instrumentation/Support

- 71 351 Assistant's Instrumentation
- 72 352 Assistant's Instrumentation
- 73 353 Assistant's Instrumentation
- 74 362/363 Cuspidor and Support Center



DELIVERY SYSTEM CHOICES



Control Pad 5i



Control Pad 5



Standard touchpad

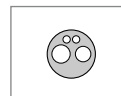


Lever foot control

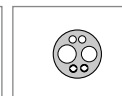


Disc foot control

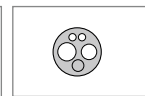
Tubing options:



4-hole **E**



6-pin
fiber-optic **E**



5-hole fiber-optic
with bulb **E**



KaVo KL 703 LED electric motor



A-dec NSK NLZ electric motor



A-dec XC10 electric motor



Autoclavable warm water syringe



Satelec Mini LED curing light



Acteon C20 intraoral camera
handpiece only



A-dec relay module



Satelec Newtron Slim B.LED ultrasonic
handpiece



Satelec Newtron Slim
ultrasonic handpiece




Cavitron Steri-Mate ultrasonic
handpiece



Cavitron Steri-Mate 360
ultrasonic handpiece

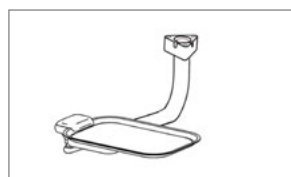


Brake handle kit

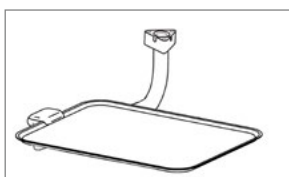


A-dec USB 2.0 powered hub

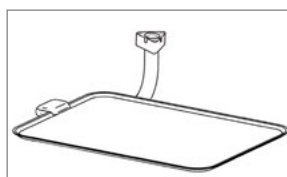
TRAY HOLDER CHOICES



Bottom-mount tray holder, small
(333pro/335pro)



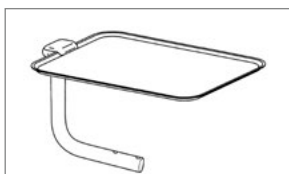
Bottom-mount tray holder, standard
(333pro/335pro)



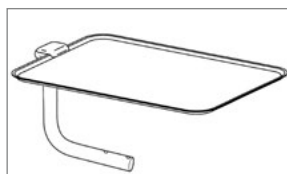
Bottom-mount tray holder, large
(333pro/335pro)



Side-mount tray holder, small
(332pro/334pro/334pro/335pro/
336pro/342pro)

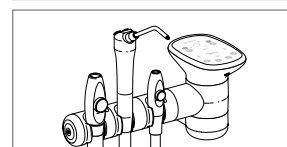


Side-mount tray holder, standard
(332pro/333pro/334pro/335pro/
336pro/342pro)

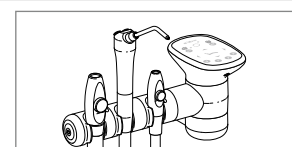


Side-mount tray holder, large
(332pro/333pro/334pro/335pro/
336pro/342pro)

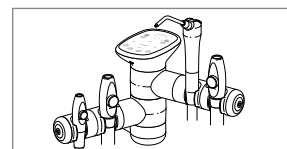
ASSISTANT'S CHOICES (FOR 351, 352, 353)



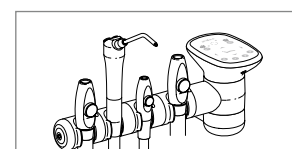
Single 3-position holder assembly
with optional touchpad



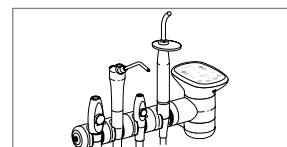
Single 3-position auto-electric holder
assembly with 11 or 15 mm HVE, QD
syringe, SE, and standard touchpad



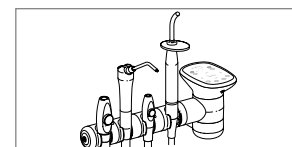
Dual 2-position auto-electric holder
assembly with 11 or 15 mm HVE,
QD syringe, HVE, SE, and standard
touchpad



Single 4-position holder assembly
with dual HVE and optional touchpad



Single 4-position holder assembly
with curing light and optional
touchpad



Single 4-position auto-electric holder
assembly with 11 or 15 mm HVE,
QD syringe, SE, curing light, and
standard touchpad

A-dec 300 Radius System

Availability Varies: Contact Customer Service for Your Region's Availability

Back **B**

Products that are connected to the back mount of the chair.



461 support center/
cuspidor



551sta assistant's
instrumentation
(shown with 461, compatible
with or without 461 cuspidor)



351 assistant's
instrumentation (not
compatible with 461
cuspidor)



Front **F**

Products that are connected to the front mount of the chair.

Dual Mount Choices



332pro Traditional delivery system
(shown)



333pro Continental delivery system



336pro Traditional delivery system



332 Traditional delivery system



333 Continental delivery system




336 Traditional delivery system



Items shown on this page may also be compatible with 411 and 511 (version B) chairs. See model-specific pages for more information.

Light Post Monitor Options



572L dental light



372L dental light (shown)



382 monitor mount with optional
handle



381 monitor mount with optional
handle (mounts to light post)



482 monitor mount with optional
handle (mounts to light post, as shown)

A-dec 300 Dedicated Left-Right System

Availability Varies: Contact Customer Service for Your Region's Availability

Side

Products that are connected to the side mount of the chair. Left or right option is available.



362 post-mounted support center with cuspidor or without cuspidor (shown)



334pro Traditional delivery system (shown)



335pro Continental delivery system



334 Traditional delivery system



335 Continental delivery system



352 telescoping assistant's instrumentation (shown)



353 cuspidor-mounted assistant's instrumentation



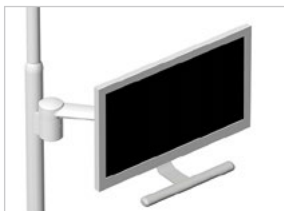
571L dental light



371L dental light (shown)



381 monitor mount with optional handle (mounts to light post)



482 monitor mount with optional handle (mounts to light post)



Items shown on this page may also be compatible with 411 and 511 (version B) chairs. See model-specific pages for more information.

A-dec 300 Dedicated Left-Right System

(Pedestal System)

Availability Varies: Contact Customer Service for Your Region's Availability

Side

Products that are connected to the side-mount of the chair. Left or right option is available.



363 post-mounted support center with cuspidor (shown) or without cuspidor



334pro Traditional delivery system



335pro Continental delivery system (shown)



334 Traditional delivery system



335 Continental delivery system



352 telescoping assistant's instrumentation (shown)



353 cuspidor-mounted assistant's instrumentation



571L dental light



371L dental light (shown)



381 monitor mount with optional handle (mounts to light post)



482 monitor mount with optional handle (mounts to light post)



311 Dental Chair



A-dec 311 dental chair shown with formed upholstery



A-dec 311 Radius dental chair with sewn upholstery

STANDARD FEATURES

- Dual-articulating gliding headrest
- Ultra-thin 1.25" (32 mm) flexible backrest*
- 2-position armrests
- Hybrid drive system (electromechanical tilt, hydraulic base)
- Integrated 300-watt power supply
- Chair adapter for single or dual front mounting of A-dec 300 delivery system, A-dec dental light, and/or monitor
- Accepts dedicated left or right Pedestal or Radius equipment modules
- UL rated to 400 lb (181 kg) maximum patient load**
- Range:
Low point: 13.75" (349 mm)***
High point: 31.5" (800 mm)

NOTE: Chair requires touchpad or footswitch to operate.

NOTE: *Based on formed upholstery.

NOTE: **Load rating is based on UL requirement of 4X (1600 lb/725 kg) overload static testing.

NOTE: ***Low point: 14.75" (375 mm) when dual mounting



A-dec 311 dental chair without armrests

UPHOLSTERY COLOR CHOICES

Formed

- ☐ Amethyst
- ☐ Black
- ☐ Carbon
- ☐ Driftwood
- ☐ Hazelnut
- ☐ Indigo
- ☐ Lemongrass
- ☐ Sapphire
- ☐ Sky Blue
- ☐ Tawny

Sewn

- | | | |
|-----------------------------------|--|--------------------------------------|
| <input type="checkbox"/> Almond | <input type="checkbox"/> Diplomat Blue | <input type="checkbox"/> Poseidon |
| <input type="checkbox"/> Apricot | <input type="checkbox"/> Ebony | <input type="checkbox"/> Red |
| <input type="checkbox"/> Arctic | <input type="checkbox"/> Fuchsia | <input type="checkbox"/> Riviera |
| <input type="checkbox"/> Arugula | <input type="checkbox"/> Granite | <input type="checkbox"/> Sable |
| <input type="checkbox"/> Bayou | <input type="checkbox"/> Lapis | <input type="checkbox"/> Sassy |
| <input type="checkbox"/> Cave | <input type="checkbox"/> Pacific | <input type="checkbox"/> Schooner |
| <input type="checkbox"/> Chamois | <input type="checkbox"/> Papyrus | <input type="checkbox"/> Sky |
| <input type="checkbox"/> Charcoal | <input type="checkbox"/> Parrot | <input type="checkbox"/> St. John |
| <input type="checkbox"/> Curry | <input type="checkbox"/> Pecan | <input type="checkbox"/> Timberwolf |
| <input type="checkbox"/> Cyan | <input type="checkbox"/> Plum | <input type="checkbox"/> Vivid Punch |



Estimated shipping weight: 401 lb (182 kg)
10 Amp maximum

311 Dental Chair

CHAIR CHOICES	CONFIGURED PART NUMBER	PRICE	TOTAL	ITEM PART NUMBER
A-dec 311 chair without upholstery <input type="checkbox"/> 100V <input type="checkbox"/> 120V <input type="checkbox"/> 240V	V0195.0016			-
Upholstery Choices				
<input type="checkbox"/> Formed upholstery	V0075.0014			-
<input type="checkbox"/> Sewn upholstery	V0075.0013			-
<input type="checkbox"/> Less armrests	V0083.0003			-
<input type="checkbox"/> Programmable footswitch	V0042.0002			62.0163.01
Floor Box Choices				
<input type="checkbox"/> Contoured	V0040.0001			41.1540.00
Chair choices subtotal			\$	
Quantity			x	
Grand Total			\$	

CHAIR ACCESSORIES	PART NUMBER	PRICE
<input type="checkbox"/> A-dec Dental Booster Seat, Ebony*	62.1311.77	
<input type="checkbox"/> A-dec Dental Booster Seat, Parrot*	62.1311.96	

NOTE: *Special-order colors available at an additional upcharge to match any A-dec dental chair.

300 Pro Delivery Systems: Getting Started

Availability Varies: Contact Customer Service for Your Region's Availability

CONTROL PAD OPTIONS



A-dec 300 Pro Control Pad 5 (CP5)

A-DEC 300 CONTROL PAD 5 FEATURES

- Smooth, impact-resistant glass
- Adaptive chair preset icons
- Scaler integration capability
- Four adjustable timers
- Chair, light, and cuspidor controls
- Software update capability with A-dec+ Gateway



A-dec 300 Pro Control Pad 5i (CP5i)

A-DEC 300 CONTROL PAD 5i FEATURES

All CP5 capabilities, plus:

- Electric handpiece integration
- Reciprocating endodontic capabilities
- Multi-user settings
- Timed handpiece flush
- Drip-control coolant vaporizer
- USB pass-through port



A-DEC 300 STANDARD TOUCHPAD FEATURES

- Available on A-dec 300 assistant's instrumentation only
- Four programmable chair position buttons
- Dental light button with high and composite/cure safe settings
- Cuspidor bowl rinse and cup fill buttons

HELPFUL TIPS FOR DELIVERY SYSTEM CONFIGURATION

THE CONTROL HEAD CONTAINS:

- Space for up to three clinical product control modules
- Control block with optional four block positions

IMPORTANT:

When selecting handpieces, use a mix of control block positions and spaces for up to three ancillary control modules. The combination of handpieces cannot exceed the number of available control module spaces (up to three) or block positions (four). Since control module spaces dictate the choice of handpieces, it is easier to start the handpiece configuration by considering the most critical applications and determining how many control module spaces are required.

A-DEC+ GATEWAY



- Provides access to the A-dec+ platform, including remote diagnostics and analytics for the 300 Pro platform
- Provides basic fleet and asset management for large multi-clinic dental groups
- Enables over-the-network software updates
- Capable of Wi-Fi, bluetooth, and direct Ethernet connectivity



333pro/335pro Continental Delivery Systems

Availability Varies: Contact Customer Service for Your Region's Availability



A-dec 333pro Radius-mount Continental delivery system shown with QD syringe, handpiece tubings, and Control Pad 5i (CP5i)



A-dec 335pro support-mount Continental delivery system shown with QD syringe, handpiece tubings and Control Pad 5i (CP5i)

STANDARD FEATURES

- Balanced flexarm with air brake
- Supports left- or right-handed dentistry
- Three-position or optional four-position handpiece control block
- Autoclavable quick-disconnect (QD) syringe
- Control head accommodates two ancillary control modules
- 15' (4,572 mm) USB 2.0 cable from control head to chair
- Radius-mounted systems include self-contained water system with QD 2-liter water bottle
- Adjustable air coolant
- Individually adjustable water coolant

NOTE: Four-position handpiece control block required with Control Pad 5i (CP5i)

NOTE: A-dec 362 or 363 support center required when ordering an A-dec 334pro or 335pro delivery system.

NOTE: When left-hand configuration option is selected, the configuration will be a mirror image of the standard, right-hand configuration.

NOTE: Floor Box ordered with chair. Included only with A-dec 362 2" support center.

NOTE: Water bottle for A-dec 334pro or 335pro is included in the A-dec 362 or 363 support center.

MOUNTING CHOICES

- Radius chair mounted
 - Available on A-dec 311, A-dec 411, and A-dec 511 chairs
 - Available as a replacement delivery system on older A-dec 511 (version A) chairs
 - Left/right delivery system
- Support center mounted
 - Available on all A-dec and competitor chairs that accept 2" post mount
 - Available on A-dec 311, A-dec 411, and A-dec 511 chairs
 - Dedicated left or right delivery system

DELIVERY SYSTEM BASE CHOICES continued on next page	CONFIGURED PART NUMBER	PRICE	TOTAL	ITEM PART NUMBER
<input type="checkbox"/> 333pro Radius without touchpad	V0195.0292			-
<input type="checkbox"/> 335pro Support mount without touchpad Requires A-dec 362 or 363 support center	V0195.0294			-
Mounting Style				
<input type="checkbox"/> A-dec 311 Radius mount for 333pro	V0055.0038			-
<input type="checkbox"/> A-dec 411 Radius mount for 333pro	V0055.0009			-
<input type="checkbox"/> A-dec 362 support center mount for 335pro	V0055.0040			-
<input type="checkbox"/> A-dec 363 support center mount for 335pro	V0055.0039			-
A-dec 511 (version A) Radius mount for 333pro				
<input type="checkbox"/> Chairs manufactured April 2011 and prior	V0055.0069			-
<input type="checkbox"/> Chairs manufactured May 2011 to present	V0055.0070			-
<input type="checkbox"/> A-dec 511 (version B) Radius mount for 333pro	V0055.0072			-



Estimated shipping weight: 55 lb (25 kg)

333pro/335pro Continental Delivery Systems

Availability Varies: Contact Customer Service for Your Region's Availability

DELIVERY SYSTEM BASE CHOICES continued						CONFIGURED PART NUMBER	PRICE	TOTAL	ITEM PART NUMBER
Tray Holder									
<input type="checkbox"/> Small bottom mount (does not include tray)						V0070.0022			77.2070.00
<input type="checkbox"/> Standard bottom mount (does not include tray)						V0070.0017			77.2071.00
<input type="checkbox"/> Large bottom mount (does not include tray)						V0070.0018			77.2072.00
<input type="checkbox"/> Small side mount (does not include tray)						V0070.0023			77.2067.00
<input type="checkbox"/> Standard side mount (does not include tray)						V0070.0016			77.2068.00
<input type="checkbox"/> Large side mount (does not include tray)						V0070.0019			77.2069.00
Trays									
<input type="checkbox"/> Standard tray (up to a quantity of three)						V0573.0001			043.001.00
<input type="checkbox"/> Large tray (up to a quantity of three)						V0573.0002			043.006.00
<input type="checkbox"/> Second brake handle kit						V0080.0001			90.1281.00
<input type="checkbox"/> Moisture separator						V0156.0001			41.1477.01
<input type="checkbox"/> Shut-off valve, threaded						V0062.0003			026.158.00
Control Pad									
<input type="checkbox"/> Control Pad 5 (CP5)						V0036.0014			90.1843.00
<input type="checkbox"/> Control Pad 5i (CP5i)						V0036.0015			90.1844.00
<input type="checkbox"/> No Control Pad						V0036.0019			-
<input type="checkbox"/> A-dec+ Gateway						V0629.0002			43.0531.00
Foot Control Choices									
<input type="checkbox"/> Disc foot control with CP5 or no control pad (Wet/dry foot control)						V0041.0003			38.1834.00 (333pro)
									38.1821.00 (335pro)
<input type="checkbox"/> Disc foot control with CP5i (Wet/dry foot control with chip blower/accessory button)						V0041.0008			38.1944.00 (333pro)
									38.1944.02 (335pro)
<input type="checkbox"/> Disc foot control with CP5 A (Wet/dry foot control with chip blower/accessory button)						V0041.0002			38.1862.00 (333pro)
									38.1838.00 (335pro)
<input type="checkbox"/> Lever foot control with CP5i A (Wet/dry foot control with chip blower/accessory button)						V0041.0007			38.1945.00 (333pro)
									38.1945.02 (335pro)
<input type="checkbox"/> Lever foot control with CP5 or no control pad A (Wet/dry foot control with chip blower/accessory button)						V0041.0007			38.1871.00 (333pro)
									38.1871.02 (335pro)
<input type="checkbox"/> Euro-style foot control conversion kit (Available when ordering 300 Pro delivery configured with CP5 or without a control pad)						V0079.0001			38.0825.00
Delivery system base choices subtotal								\$	
DOCTOR'S CHOICES continued on next page				HANDPIECE POSITION		CONFIGURED PART NUMBER	PRICE	TOTAL	ITEM PART NUMBER
	0	1	2	3	4				
<input type="checkbox"/> Left-hand configuration						V0128.0002			-
<input type="checkbox"/> Quad-voltage intraoral light source (Required for handpieces requiring a light source)						V0086.0003			90.1168.00
<input type="checkbox"/> Additional control block position (Required with CP5i)						V0101.0006			-
<input type="checkbox"/> Additional whip assembly						V0102.0005			77.1830.00
Syringe Choices									
QD syringe	<input type="checkbox"/>	-	-	-	-	V0267.0005			23.1373.00
Warm water QD syringe F H A	<input type="checkbox"/>	-	-	-	-	V0267.0004			23.1291.01

333pro/335pro Continental Delivery Systems

Availability Varies: Contact Customer Service for Your Region's Availability

DOCTOR'S CHOICES continued	HANDPIECE POSITIONS					CONFIGURED PART NUMBER	PRICE	TOTAL	ITEM PART NUMBER
	0	1	2	3	4				
Air-driven Silicone Handpiece Tubing									
4-hole B	-	<input type="checkbox"/>	<input type="checkbox"/>	<input type="checkbox"/>	<input type="checkbox"/>	V0267.0002			98.1162.00
6-pin B I	-	<input type="checkbox"/>	<input type="checkbox"/>	<input type="checkbox"/>	<input type="checkbox"/>	V0267.0001			98.1164.00
5-hole fiber-optic with bulb B I	-	<input type="checkbox"/>	<input type="checkbox"/>	<input type="checkbox"/>	<input type="checkbox"/>	V0267.0006			98.1163.00
Electric Motor Systems E F H									
A-dec XC10 Electric Motor System									
<input type="checkbox"/> Control module A-dec XC10 (2 positions maximum) Works with XC10 Motor						V0053.0012			54.1002.01
XC10 electric motor and tubing (non-CE version)	-	<input type="checkbox"/>	<input type="checkbox"/>	<input type="checkbox"/>	<input type="checkbox"/>	V0267.0124			54.1009.01
XC10 electric motor and tubing (CE version)	-	<input type="checkbox"/>	<input type="checkbox"/>	<input type="checkbox"/>	<input type="checkbox"/>	V0267.0126			54.1020.01
A-dec Manufacturing Partner NSK									
<input type="checkbox"/> Control module for NLZ (non-CE version)						V0053.0006			54.0601.01
<input type="checkbox"/> Control module for NLZ (CE version)						V0053.0011			54.0986.01
NLZ electric motor and tubing (non-CE version)	-	<input type="checkbox"/>	<input type="checkbox"/>	<input type="checkbox"/>	<input type="checkbox"/>	V0267.0089			54.0726.01
NLZ electric motor and tubing (CE version)	-	<input type="checkbox"/>	<input type="checkbox"/>	<input type="checkbox"/>	<input type="checkbox"/>	V0267.0121			54.1014.01
A-dec Collaboration with KaVo Availability Varies: Contact Customer Service for Your Region's Availability									
<input type="checkbox"/> Control module EMC-703 (2 positions maximum) Works with KL 703 LED Motor						V0053.0009			54.0809.01
KL 703 LED Motor and tubing	-	<input type="checkbox"/>	<input type="checkbox"/>	<input type="checkbox"/>	<input type="checkbox"/>	V0267.0102			54.0846.01
Curing Light Module F H									
A-dec Manufacturing Partner Acteon									
Mini LED curing light handpiece, control module, and tubing	-	<input type="checkbox"/>	<input type="checkbox"/>	<input type="checkbox"/>	<input type="checkbox"/>	V0267.0014			54.0291.00
Ultrasonic Instrument Systems E F H									
A-dec Manufacturing Partner Acteon									
Newtron Slim B.LED ultrasonic handpiece, control module, and tubing	-	<input type="checkbox"/>	<input type="checkbox"/>	<input type="checkbox"/>	<input type="checkbox"/>	V0267.0092			54.1042.00 + 54.0581.00
Newtron Slim ultrasonic handpiece, control module, and tubing	-	<input type="checkbox"/>	<input type="checkbox"/>	<input type="checkbox"/>	<input type="checkbox"/>	V0267.0094			54.1042.00 + 54.0580.00
Newtron Slim control module with tubing, no handpiece	-	<input type="checkbox"/>	<input type="checkbox"/>	<input type="checkbox"/>	<input type="checkbox"/>	V0267.0096			54.1042.00
<input type="checkbox"/> Ultrasonic instrument tip kit						V0196.0001			54.0406.00
A-dec Manufacturing Partner Dentsply Sirona Built-in ultrasonic scaling system (G139) Availability Varies: Contact Customer Service for Your Region's Availability									
Cavitron Steri-Mate 360 handpiece, control module, tubing, and insert tip	-	<input type="checkbox"/>	<input type="checkbox"/>	<input type="checkbox"/>	<input type="checkbox"/>	V0267.0078			-
Cavitron Steri-Mate handpiece, control module, tubing, and insert tip	-	<input type="checkbox"/>	<input type="checkbox"/>	<input type="checkbox"/>	<input type="checkbox"/>	V0267.0079			-

LEGEND

- A** = Price reflects retail price adjustment to change from standard to optional feature
- B** = Additional handpiece position required
- E** = Requires control block position
- F** = Requires control module space
- H** = Requires access to 300-watt power supply
- I** = Requires intraoral light source

333pro/335pro Continental Delivery Systems

Availability Varies: Contact Customer Service for Your Region's Availability

DOCTOR'S CHOICES continued	HANDPIECE POSITIONS					CONFIGURED PART NUMBER	PRICE	TOTAL	ITEM PART NUMBER
	0	1	2	3	4				
Intraoral Camera Systems ③ ④									
<input type="checkbox"/> A-dec USB 2.0 powered hub** <small>Recommended when selecting a camera in any position</small>						V0504.0001			90.1690.00
A-dec Manufacturing Partner Acteon									
C20 tubing and cable, no handpiece	-	<input type="checkbox"/>	<input type="checkbox"/>	<input type="checkbox"/>	<input type="checkbox"/>	V0267.0128			54.0948.00
<input type="checkbox"/> C20 intraoral camera, handpiece only						V0043.0015			54.0950.00
Doctor's choices subtotal								\$	
A-DEC 360 CHOICES						CONFIGURED PART NUMBER	PRICE	TOTAL	ITEM PART NUMBER
Preventive Maintenance									
<input type="checkbox"/> Annual preventive maintenance kit for 300/500 delivery systems						V0598.0001			90.1835.00
A-dec 360 choices subtotal									
Delivery system base choices subtotal								\$	
Doctor's choices subtotal								\$	
Subtotal for all sections								\$	
Quantity								x	
Grand Total								\$	

NOTE: **For chair-mounted delivery systems, a powered USB hub is required in both the control head and the floor box to ensure data integrity. For all other delivery systems, only one powered USB hub is needed in the control head.

Confirm there are a maximum of three control module spaces ⑤ used in the configuration.	<input type="checkbox"/>
Confirm there are a maximum of three block positions ⑥ used in the configuration. If four block positions are needed, choose the optional 4-position control block.	<input type="checkbox"/>

332pro/334pro/336pro Traditional Delivery Systems

Availability Varies: Contact Customer Service for Your Region's Availability



A-dec 332pro Radius-mount Traditional delivery system shown with QD syringe (standard), handpiece tubings, and Control Pad 5i (CP5i)



A-dec 334pro support-mount Traditional delivery system shown with QD syringe (standard), handpiece tubings and Control Pad 5i (CP5i)



A-dec 336pro Radius-mount Traditional delivery system with manual height adjustment, shown with QD syringe (standard), handpiece tubings, Control Pad 5i (CP5i), and saliva ejector

STANDARD FEATURES

- Balanced flexarm with air brake (332pro/334pro) or manual height adjustment (336pro)
- Can be configured for left- or right-handed dentistry
- Four handpiece holder positions
- Autoclavable quick-disconnect (QD) syringe
- Control head accommodates up to three ancillary control modules
- 15' (4,572 mm) USB 2.0 cable from control head to chair
- Radius-mounted systems include self-contained water system with QD 2-liter water bottle
- Adjustable air coolant
- Individually adjustable water coolant

NOTE: Four-position handpiece control block required with Control Pad 5i (CP5i)

NOTE: A-dec 362 or 363 support center required when ordering an A-dec 334 or 335 delivery system.

NOTE: When left-hand configuration option is selected, the configuration will be a mirror image of the standard, right-hand, configuration.

NOTE: Floor box ordered with chair. Included only with A-dec 362 support mount.

NOTE: Water bottle for A-dec 334pro or 335pro is included in the A-dec 362 or 363 support center.

MOUNTING CHOICES

- Radius chair mounted
 - Available on A-dec 311, A-dec 411, and A-dec 511 chairs
 - Available as a replacement delivery system on older A-dec 511 (version A) chairs
 - Left/right delivery system
- Support center mounted
 - Available on all A-dec and competitor chairs that accept 2" post mount
 - Available on A-dec 311 (version A), A-dec 411, and A-dec 511 chairs
 - Dedicated left or right delivery system

Optional Saliva Ejector



Available on A-dec 336pro only



Estimated shipping weight: 61 lb (28 kg)

332pro/334pro/336pro Traditional Delivery Systems

Availability Varies: Contact Customer Service for Your Region's Availability

DELIVERY SYSTEM BASE CHOICES continued on next page	CONFIGURED PART NUMBER	PRICE	TOTAL	ITEM PART NUMBER
<input type="checkbox"/> 332pro Radius without touchpad	V0195.0291			-
<input type="checkbox"/> 334pro Support mount without touchpad (Requires A-dec 362 or 363 support center)	V0195.0293			-
<input type="checkbox"/> 336pro Radius without touchpad	V0195.0295			-
Mounting Style				
<input type="checkbox"/> A-dec 311 Radius mount for 332pro/336pro	V0055.0038			-
<input type="checkbox"/> A-dec 411 Radius chair mount for 332pro/336pro	V0055.0009			-
<input type="checkbox"/> A-dec 362 support center mount for 334pro	V0055.0040			-
<input type="checkbox"/> A-dec 363 support center mount for 334pro	V0055.0039			-
A-dec 511 (version A) Radius mount for 332pro/336pro				
<input type="checkbox"/> Chairs manufactured April 2011 and prior	V0055.0069			-
<input type="checkbox"/> Chairs manufactured May 2011 to present	V0055.0070			-
<input type="checkbox"/> A-dec 511 (version B) Radius mount for 332pro/336pro	V0055.0072			-
Tray Holders				
<input type="checkbox"/> Small side mount (does not include tray)	V0070.0023			77.2067.00
<input type="checkbox"/> Standard side mount (does not include tray)	V0070.0016			77.2068.00
<input type="checkbox"/> Large side mount (does not include tray)	V0070.0019			77.2069.00
Trays				
<input type="checkbox"/> Standard tray (up to a quantity of three)	V0573.0001			043.001.00
<input type="checkbox"/> Large tray (up to a quantity of three)	V0573.0002			043.006.00
Second brake handle kit				
<input type="checkbox"/> For A-dec 332pro/334pro	V0080.0001			90.1281.00
<input type="checkbox"/> For A-dec 336pro	V0080.0003			90.1451.00
<input type="checkbox"/> Saliva ejector (mounts to auxiliary position, 336pro only)	V0461.0002			77.1377.00
<input type="checkbox"/> Moisture separator	V0156.0001			41.1477.01
<input type="checkbox"/> Shut-off valve, threaded	V0062.0003			026.158.00
Control Pad				
<input type="checkbox"/> Control Pad 5 (CP5)	V0036.0014			90.1843.00
<input type="checkbox"/> Control Pad 5i (CP5i)	V0036.0015			90.1844.00
<input type="checkbox"/> No control pad	V0036.0019			-
<input type="checkbox"/> A-dec+ Gateway	V0629.0002			43.0531.00

LEGEND

- A** = Price reflects retail price adjustment to change from standard to optional feature
- B** = Additional handpiece position required
- D** = Deluxe touchpad required
- E** = Requires control block position
- F** = Requires control module space
- H** = Requires access to 300-watt power supply
- I** = Requires intraoral light source
- J** = Side exhausting Borden tubing

332pro/334pro/336pro Traditional Delivery Systems

Availability Varies: Contact Customer Service for Your Region's Availability

DELIVERY SYSTEM BASE CHOICES continued						CONFIGURED PART NUMBER	PRICE	TOTAL	ITEM PART NUMBER
Foot Control Choices									
<input type="checkbox"/> Disc foot control with CP5 or no control pad (Wet/dry foot control)						V0041.0003			38.1834.00 (332pro/336pro)
									38.1821.00 (334pro)
<input type="checkbox"/> Disc foot control with CP5i (Wet/dry foot control with chip blower/accessory button)						V0041.0008			38.1944.00 (332pro/336pro)
									38.1944.02 (334pro)
<input type="checkbox"/> Disc foot control with CP5 or no control pad A (Wet/dry foot control with chip blower/accessory button)						V0041.0002			38.1862.00 (332pro/336pro)
									38.1838.00 (334pro)
<input type="checkbox"/> Lever foot control with CP5i A (Wet/dry foot control with chip blower/accessory button)						V0041.0007			38.1945.00 (332pro/336pro)
									38.1945.02 (334pro)
<input type="checkbox"/> Lever foot control with CP5 or no control pad A (Wet/dry foot control with chip blower/accessory button)						V0041.0007			38.1871.00 (332pro/336pro)
									38.1871.02 (334pro)
<input type="checkbox"/> Euro-style foot control conversion kit (Available when ordering 300 Pro delivery configured with CP5 or without a control pad)						V0079.0001			38.0825.00
Delivery system base choices subtotal								\$	
DOCTOR'S CHOICES continued on next page						CONFIGURED PART NUMBER	PRICE	TOTAL	ITEM PART NUMBER
	0	1	2	3	4				
<input type="checkbox"/> Left-hand configuration						V0128.0002			-
<input type="checkbox"/> Quad-voltage intraoral light source (Required for handpieces requiring a light source)						V0086.0003			90.1168.00
<input type="checkbox"/> Additional control block position (Required with CP5i)						V0101.0006			-
Syringe Choices									
QD syringe	<input type="checkbox"/>	-	-	-	-	V0267.0005			23.1374.00
Warm water QD syringe F H A	<input type="checkbox"/>	-	-	-	-	V0267.0004			23.1290.01
Air-driven Silicone Handpiece Tubing									
4-hole E	-	<input type="checkbox"/>	<input type="checkbox"/>	<input type="checkbox"/>	<input type="checkbox"/>	V0267.0002			98.1162.00
6-pin E I	-	<input type="checkbox"/>	<input type="checkbox"/>	<input type="checkbox"/>	<input type="checkbox"/>	V0267.0001			98.1164.00
5-hole fiber-optic with bulb E I	-	<input type="checkbox"/>	<input type="checkbox"/>	<input type="checkbox"/>	<input type="checkbox"/>	V0267.0006			98.1163.00
Electric Motor Systems E F H									
A-dec XC10 Electric Motor System									
<input type="checkbox"/> Control module A-dec XC10 (2 positions maximum) Works with XC10 Motor						V0053.0012			54.1002.01
XC10 electric motor and tubing (non-CE version)	-	<input type="checkbox"/>	<input type="checkbox"/>	<input type="checkbox"/>	<input type="checkbox"/>	V0267.0124			54.1009.01
XC10 electric motor and tubing (CE version)	-	<input type="checkbox"/>	<input type="checkbox"/>	<input type="checkbox"/>	<input type="checkbox"/>	V0267.0126			54.1020.01
A-dec Manufacturing Partner NSK									
<input type="checkbox"/> Control module for NLZ (non-CE version)						V0053.0006			54.0601.01
<input type="checkbox"/> Control module for NLZ (CE version)						V0053.0011			54.0986.01
NLZ electric motor and tubing (non-CE version)	-	<input type="checkbox"/>	<input type="checkbox"/>	<input type="checkbox"/>	<input type="checkbox"/>	V0267.0089			54.0726.01
NLZ electric motor and tubing (CE version)	-	<input type="checkbox"/>	<input type="checkbox"/>	<input type="checkbox"/>	<input type="checkbox"/>	V0267.0121			54.1014.01
A-dec Collaboration with KaVo Availability Varies: Contact Customer Service for Your Region's Availability									
<input type="checkbox"/> Control module EMC-703 (2 positions maximum) Works with KL 703 LED Motor						V0053.0009			54.0809.01
KL 703 LED Motor and tubing	-	<input type="checkbox"/>	<input type="checkbox"/>	<input type="checkbox"/>	<input type="checkbox"/>	V0267.0102			54.0846.01
Curing Light Module F H									
A-dec Manufacturing Partner Acteon									
Mini LED curing light handpiece, control module, and tubing	-	<input type="checkbox"/>	<input type="checkbox"/>	<input type="checkbox"/>	<input type="checkbox"/>	V0267.0014			54.0291.00

332pro/334pro/336pro Traditional Delivery Systems

Availability Varies: Contact Customer Service for Your Region's Availability

DOCTOR'S CHOICES continued	HANDPIECE POSITION					CONFIGURED PART NUMBER	PRICE	TOTAL	ITEM PART NUMBER
	0	1	2	3	4				
Ultrasonic Instrument Systems E F H									
A-dec Manufacturing Partner Acteon									
Newtron Slim B.LED ultrasonic handpiece, control module, and tubing	-	<input type="checkbox"/>	<input type="checkbox"/>	<input type="checkbox"/>	<input type="checkbox"/>	V0267.0092			54.1042.00 + 54.0581.00
Newtron Slim ultrasonic handpiece, control module, and tubing	-	<input type="checkbox"/>	<input type="checkbox"/>	<input type="checkbox"/>	<input type="checkbox"/>	V0267.0094			54.1042.00 + 54.0580.00
Newtron Slim control module with tubing, no handpiece	-	<input type="checkbox"/>	<input type="checkbox"/>	<input type="checkbox"/>	<input type="checkbox"/>	V0267.0096			54.1042.00
<input type="checkbox"/> Ultrasonic instrument tip kit						V0196.0001			54.0406.00
A-dec Manufacturing Partner Dentsply Sirona Built-in ultrasonic scaling system (G139) Availability Varies: Contact Customer Service for Your Region's Availability									
Cavitron Steri-Mate 360 handpiece, control module, tubing, and insert tip	-	<input type="checkbox"/>	<input type="checkbox"/>	<input type="checkbox"/>	<input type="checkbox"/>	V0267.0078			-
Cavitron Steri-Mate handpiece, control module, tubing, and insert tip	-	<input type="checkbox"/>	<input type="checkbox"/>	<input type="checkbox"/>	<input type="checkbox"/>	V0267.0079			-
Intraoral Camera Systems E I									
<input type="checkbox"/> A-dec USB 2.0 powered hub** Recommended when selecting a camera in any position						V0504.0001			90.1690.00
A-dec Manufacturing Partner Acteon									
C20 tubing and cable, no handpiece	-	<input type="checkbox"/>	<input type="checkbox"/>	<input type="checkbox"/>	<input type="checkbox"/>	V0267.0128			54.0948.00
<input type="checkbox"/> C20 intraoral camera, handpiece only						V0043.0015			54.0950.00
Doctor's choices subtotal								\$	
A-DEC 360 CHOICES						CONFIGURED PART NUMBER	PRICE	TOTAL	ITEM PART NUMBER
Preventive Maintenance									
<input type="checkbox"/> Annual preventive maintenance kit for 300/500 delivery systems						V0598.0001			90.1835.00
A-dec 360 choices subtotal									
Delivery system base choices subtotal								\$	
Doctor's choices subtotal								\$	
Subtotal for all sections								\$	
Quantity								x	
Grand Total								\$	

NOTE: **For chair-mounted delivery systems, a powered USB hub is required in both the control head and the floor box to ensure data integrity. For all other delivery systems, only one powered USB hub is needed in the control head.


Confirm there are a maximum of three control module spaces I used in the configuration	<input type="checkbox"/>
Confirm there are a maximum of three block positions E used in the configuration. If four block positions are needed, choose the optional 4-position control block.	<input type="checkbox"/>

LEGEND

- A** = Price reflects retail price adjustment to change from standard to optional feature
- B** = Additional handpiece position required
- E** = Requires control block position
- F** = Requires control module space
- H** = Requires access to 300-watt power supply
- I** = Requires intraoral light source
- K** = Compatible with A-dec 311 (version B)

342pro Side Delivery System

Availability Varies: Contact Customer Service for Your Region's Availability



A-dec 342pro side delivery system shown with QD syringe, handpiece tubings, and Control Pad 5i (CP5i)

STANDARD FEATURES

- For use with A-dec Inspire or wall mount
- Wall-mount delivery system includes a crystal-color laminate backboard
- Balanced flexarm
- Can be configured for left- or right-handed dentistry
- Four handpiece holder positions
- Autoclavable quick-disconnect (QD) syringe
- 15' (4,572 mm) USB 2.0 cable
- Self-contained water system with QD 2-liter water bottle
- Adjustable air coolant
- Individually adjustable water coolant

NOTE: When left-hand configuration option is selected, the configuration will be a mirror image of the standard right-hand configuration.

NOTE: Floor box ordered with chair.

NOTE: Four-position handpiece control block required with Control Pad 5i (CP5i)

DELIVERY SYSTEM BASE CHOICES	CONFIGURED PART NUMBER	PRICE	TOTAL	ITEM PART NUMBER
342pro cabinet mount delivery system	V0195.0296			
342pro wall mount delivery system	V0195.0297			
Tray Holders				
<input type="checkbox"/> Small side mount (does not include tray)	V0070.0023			77.2067.00
<input type="checkbox"/> Standard side mount (does not include tray)	V0070.0016			77.2068.00
<input type="checkbox"/> Large side mount (does not include tray)	V0070.0019			77.2069.00
Trays				
<input type="checkbox"/> Standard tray (up to a quantity of three)	V0573.0001			043.001.00
<input type="checkbox"/> Large tray (up to a quantity of three)	V0573.0002			043.006.00
<input type="checkbox"/> Second Brake Handle Kit	V0080.0003			90.1451.00
Control Pad				
<input type="checkbox"/> Control Pad 5 (CP5)	V0036.0014			90.1843.00
<input type="checkbox"/> Control Pad 5i (CP5i)	V0036.0015			90.1844.00
<input type="checkbox"/> No control pad	V0036.0019			-
<input type="checkbox"/> A-dec+ Gateway	V0629.0002			43.0531.00
Foot Control				
<input type="checkbox"/> Disc foot control with CP5 or no control pad (Wet/dry foot control)	V0041.0003			38.1982.00
<input type="checkbox"/> Disc foot control with CP5i (Wet/dry foot control with chip blower / accessory button)	V0041.0008			38.1944.01
<input type="checkbox"/> Disc foot control with CP5 or no control pad ^A (Wet/dry foot control with chip blower / accessory button)	V0041.0002			38.1829.01
<input type="checkbox"/> Lever foot control with CP5i ^A (Wet/dry foot control with chip blower/accessory button)	V0041.0007			38.1945.01
<input type="checkbox"/> Lever foot control with CP5 or no control pad ^A (Wet/dry foot control with chip blower/accessory button)	V0041.0007			38.1871.03
Delivery system base choices subtotal			\$	

LEGEND

- ^A = Price reflects retail price adjustment to change from standard to optional feature
- ^B = Additional handpiece position required
- ^E = Requires control block position
- ^F = Requires control module space
- ^H = Requires access to 300-watt power supply
- ^I = Requires intraoral light source
- ^J = Side exhausting Borden tubing



Estimated shipping weight: 82 lb (37 kg)

342pro Side Delivery System

Availability Varies: Contact Customer Service for Your Region's Availability

DELIVERY SYSTEM BASE CHOICES continued						CONFIGURED PART NUMBER	PRICE	TOTAL	ITEM PART NUMBER
300-watt power supply						V0060.0005			43.0259.00
<input type="checkbox"/> 100V						V0060.0006			43.0260.00
<input type="checkbox"/> 120V						V0060.0007			43.0261.00
<input type="checkbox"/> 240V									
25-watt power supply						V0060.0011			28.1479.00
<input type="checkbox"/> 100V						V0060.0010			28.1480.00
<input type="checkbox"/> 120V						V0060.0009			28.1481.00
<input type="checkbox"/> 240V									
<input type="checkbox"/> Power supply connector kit (Required to connect 342pro to A-dec 311/411/511 chair power supplies manufactured after June 2023)						V0060.0030			77.2305.00
<input type="checkbox"/> Power supply connector kit (Required to connect 342pro to A-dec 311/411 chair power supplies manufactured June 2023 or earlier)						V0060.0027			77.2303.00
<input type="checkbox"/> Power supply connector kit (Required to connect 342pro to A-dec 511 (version A) or (version B) chair power supplies manufactured June 2023 or earlier)						V0060.0028			77.2304.00
<input type="checkbox"/> Remote stainless steel floor box with cover and 7' (2,134 mm) umbilical						V0040.0014			41.1491.01
DOCTOR'S CHOICES continued on next page					HANDPIECE POSITIONS	CONFIGURED PART NUMBER	PRICE	TOTAL	ITEM PART NUMBER
	0	1	2	3	4				
<input type="checkbox"/> Left hand configuration						V0128.0002			-
<input type="checkbox"/> Quad-voltage intraoral light source (Required for handpieces requiring a light source)						V0086.0003			90.1168.00
<input type="checkbox"/> Additional control block position (Required with CP5i)						V0101.0009			-
Autoclavable Syringe									
QD syringe	<input type="checkbox"/>	-	-	-	-	V0267.0005			23.1374.00
Warm water QD syringe F H A	<input type="checkbox"/>	-	-	-	-	V0267.0004			23.1290.01
Air-driven Silicone Handpiece Tubing									
4-hole E	-	<input type="checkbox"/>	<input type="checkbox"/>	<input type="checkbox"/>	<input type="checkbox"/>	V0267.0002			98.1162.00
6-pin E I	-	<input type="checkbox"/>	<input type="checkbox"/>	<input type="checkbox"/>	<input type="checkbox"/>	V0267.0001			98.1164.00
5-hole fiber-optic with bulb E I	-	<input type="checkbox"/>	<input type="checkbox"/>	<input type="checkbox"/>	<input type="checkbox"/>	V0267.0006			98.1163.00
Electric Motor Systems E F H									
A-dec XC10 Electric Motor System									
<input type="checkbox"/> Control module A-dec XC10 (2 positions maximum) Works with XC10 Motor						V0053.0012			54.1002.01
XC10 electric motor and tubing (non-CE version)	-	<input type="checkbox"/>	<input type="checkbox"/>	<input type="checkbox"/>	<input type="checkbox"/>	V0267.0124			54.1009.01
XC10 electric motor and tubing (CE version)	-	<input type="checkbox"/>	<input type="checkbox"/>	<input type="checkbox"/>	<input type="checkbox"/>	V0267.0126			54.1020.01
A-dec Manufacturing Partner NSK									
<input type="checkbox"/> Control module for NLZ (non-CE version)						V0053.0006			54.0601.01
<input type="checkbox"/> Control module for NLZ (CE version)						V0053.0011			54.0986.01
NLZ electric motor and tubing (non-CE version)	-	<input type="checkbox"/>	<input type="checkbox"/>	<input type="checkbox"/>	<input type="checkbox"/>	V0267.0089			54.0726.01
NLZ electric motor and tubing (CE version)	-	<input type="checkbox"/>	<input type="checkbox"/>	<input type="checkbox"/>	<input type="checkbox"/>	V0267.0121			54.1014.01
A-dec Collaboration with KaVo Availability Varies: Contact Customer Service for Your Region's Availability									
<input type="checkbox"/> Control module EMC-703 (2 positions maximum) Works with KL 703 LED Motor						V0053.0009			54.0809.01
KL 703 LED Motor and tubing	-	<input type="checkbox"/>	<input type="checkbox"/>	<input type="checkbox"/>	<input type="checkbox"/>	V0267.0102			54.0846.01
Curing Light Module F H									
A-dec Manufacturing Partner Acteon									
Mini LED curing light handpiece, control module, and tubing	-	<input type="checkbox"/>	<input type="checkbox"/>	<input type="checkbox"/>	<input type="checkbox"/>	V0267.0014			54.0291.00

342pro Side Delivery System

Availability Varies: Contact Customer Service for Your Region's Availability

DOCTOR'S CHOICES continued	HANDPIECE POSITIONS					CONFIGURED PART NUMBER	PRICE	TOTAL	ITEM PART NUMBER
	0	1	2	3	4				
Ultrasonic Instrument Systems E F H									
A-dec Manufacturing Partner Acteon									
Newtron Slim B.LED ultrasonic handpiece, control module, and tubing	-	<input type="checkbox"/>	<input type="checkbox"/>	<input type="checkbox"/>	<input type="checkbox"/>	V0267.0092			54.1042.00 + 54.0581.00
Newtron Slim ultrasonic handpiece, control module, and tubing	-	<input type="checkbox"/>	<input type="checkbox"/>	<input type="checkbox"/>	<input type="checkbox"/>	V0267.0094			54.1042.00 + 54.0580.00
Newtron Slim control module with tubing, no handpiece	-	<input type="checkbox"/>	<input type="checkbox"/>	<input type="checkbox"/>	<input type="checkbox"/>	V0267.0096			54.1042.00
<input type="checkbox"/> Ultrasonic instrument tip kit						V0196.0001			54.0406.00
A-dec Manufacturing Partner Dentsply Sirona Built-in ultrasonic scaling system (G139) Availability Varies: Contact Customer Service for Your Region's Availability									
Cavitron Steri-Mate 360 handpiece, control module, tubing, and insert tip	-	<input type="checkbox"/>	<input type="checkbox"/>	<input type="checkbox"/>	<input type="checkbox"/>	V0267.0078			-
Cavitron Steri-Mate handpiece, control module, tubing, and insert tip	-	<input type="checkbox"/>	<input type="checkbox"/>	<input type="checkbox"/>	<input type="checkbox"/>	V0267.0079			-
Intraoral Camera Systems E H									
<input type="checkbox"/> A-dec USB 2.0 powered hub** Recommended when selecting a camera in any position						V0504.0001			90.1690.00
A-dec Manufacturing Partner Acteon									
C20 tubing and cable, no handpiece	-	<input type="checkbox"/>	<input type="checkbox"/>	<input type="checkbox"/>	<input type="checkbox"/>	V0267.0128			54.0948.00
<input type="checkbox"/> C20 intraoral camera, handpiece only						V0043.0015			54.0950.00
Doctor's choices subtotal								\$	
A-DEC 360 CHOICES						CONFIGURED PART NUMBER	PRICE	TOTAL	ITEM PART NUMBER
Preventive Maintenance									
<input type="checkbox"/> Annual preventive maintenance kit for 300/500 delivery systems						V0598.0001			90.1835.00
A-dec 360 choices subtotal									
Doctor's choices subtotal								\$	
Delivery system base choices subtotal								\$	
Subtotal for all sections								\$	
Quantity								x	
Grand Total								\$	

NOTE: **For chair-mounted delivery systems, a powered USB hub is required in both the control head and the floor box to ensure data integrity. For all other delivery systems, only one powered USB hub is needed in the control head.

Confirm there are a maximum of three control module spaces F used in the configuration	<input type="checkbox"/>
Confirm there are a maximum of three block positions E used in the configuration. If four block positions are needed, choose the optional 4-position control block (required for CP5i).	<input type="checkbox"/>

A-DEC+ GATEWAY See 300 control pad options page for more information on the A-dec+ Gateway	ITEM PART NUMBER	PRICE	TOTAL
A-dec+ Gateway Kit	43.0531.00		

LEGEND

- A** = Price reflects retail price adjustment to change from standard to optional feature
- B** = Additional handpiece position required
- E** = Requires control block position
- F** = Requires control module space
- H** = Requires access to 300-watt power supply
- I** = Requires intraoral light source

Legacy 300 Delivery Systems: Getting Started

Availability Varies: Contact Customer Service for Your Region's Availability

CONTROL PAD OPTIONS



A-dec 300 Standard Touchpad Features

A-DEC 300 STANDARD TOUCHPAD FEATURES

- Available on A-dec 300 assistant's instrumentation only
- Four programmable chair position buttons
- Dental light button with high and composite/cure safe settings
- Cuspidor bowl rinse and cup fill buttons



A-dec 300 Deluxe touchpad

A-DEC 300 DELUXE TOUCHPAD FEATURES

All Standard touchpad capabilities, plus:

- Controls for integrated clinical devices
 - Up to two electric motors, intraoral camera, and an ultrasonic instrument

HELPFUL TIPS FOR DELIVERY SYSTEM CONFIGURATION

- Position 0: Syringe only
- Position 1: Curing light or blank with 3-position block
 - Handpiece or clinical product available with 4th block position
- Positions 2-4: Use these three holder positions to configure your handpieces and clinical products

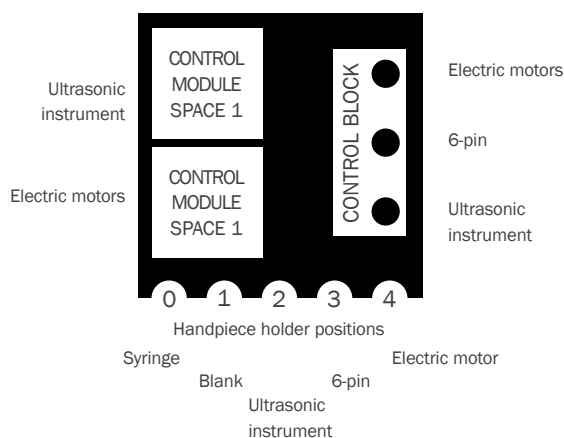
THE CONTROL HEAD CONTAINS:

- Space for up to two clinical product control modules
- Control block with optional 4 block positions

IMPORTANT:

When selecting handpieces, use a mix of control block positions and spaces for up to two ancillary control modules. The combination of handpieces cannot exceed the number of available control module spaces (2) or block positions (4). Since control module spaces dictate the choice of handpieces, it is easier to start the handpiece configuration by considering the most critical applications and determining how many control module spaces are required.

A-DEC 300 CONTROL HEAD LAYOUT - EXAMPLE: A-DEC 334 DELIVERY SYSTEM



Position 0: Autoclavable QD syringe

Position 1: Blank

Position 2: Ultrasonic instrument

Position 3: 6-pin silicone tubing

Position 4: Electric motor



333/335 Continental Delivery Systems

Availability Varies: Contact Customer Service for Your Region's Availability



A-dec 333 Radius-mount Continental delivery system shown with QD syringe, handpiece tubings, and deluxe touchpad



A-dec 335 support-mount Continental delivery system shown with QD syringe, handpiece tubings and deluxe touchpad

STANDARD FEATURES

- Balanced flexarm with air brake
- Supports left- or right-handed dentistry
- Three-position or optional four-position handpiece control block
- Autoclavable quick-disconnect (QD) syringe
- Control head accommodates two ancillary control modules
- 15' (4,572 mm) USB 2.0 cable from control head to chair
- Radius-mounted systems include self-contained water system with QD 2-liter water bottle
- Adjustable air coolant
- Individually adjustable water coolant

NOTE: A-dec 362 or 363 support center required when ordering an A-dec 334 or 335 delivery system.

NOTE: When left-hand configuration option is selected, the configuration will be a mirror image of the standard, right-hand configuration.

NOTE: Floor Box ordered with chair. Included only with A-dec 362 2" support center.

NOTE: Water bottle for A-dec 334 or 335 is included in the A-dec 362 or 363 support center.

MOUNTING CHOICES

- Radius chair mounted
 - Available on A-dec 311 and A-dec 411 chairs
 - Available as a replacement delivery system on older A-dec 511 (version A) chairs
 - Left/right delivery system
- Support center mounted
 - Available on all A-dec and competitor chairs that accept 2" post mount
 - Available on A-dec 311 and A-dec 411 chairs
 - Dedicated left or right delivery system

DELIVERY SYSTEM BASE CHOICES continued on next page	CONFIGURED PART NUMBER	PRICE	TOTAL	ITEM PART NUMBER
<input type="checkbox"/> 333 Radius without touchpad	V0195.0026			-
<input type="checkbox"/> 335 Support mount without touchpad Requires A-dec 362 or 363 support center	V0195.0032			-
Mounting Style				
<input type="checkbox"/> A-dec 311 Radius mount for 333	V0055.0038			-
<input type="checkbox"/> A-dec 411 Radius mount for 333	V0055.0009			-
<input type="checkbox"/> A-dec 362 support center mount for 335	V0055.0040			-
<input type="checkbox"/> A-dec 363 support center mount for 335	V0055.0039			-
A-dec 511 (version A) Radius mount for 333				
<input type="checkbox"/> Chairs manufactured April 2011 and prior	V0055.0069			-
<input type="checkbox"/> Chairs manufactured May 2011 to present	V0055.0070			-



Estimated shipping weight: 55 lb (25 kg)

333/335 Continental Delivery Systems

Availability Varies: Contact Customer Service for Your Region's Availability

DELIVERY SYSTEM BASE CHOICES continued					CONFIGURED PART NUMBER	PRICE	TOTAL	ITEM PART NUMBER
Tray Holder								
<input type="checkbox"/> Standard tray holder (does not include tray)					V0070.0011			77.0942.00
<input type="checkbox"/> Large tray holder (does not include tray)					V0070.0010			77.0943.00
Trays								
<input type="checkbox"/> Standard tray (up to a quantity of three)					V0573.0001			043.001.00
<input type="checkbox"/> Large tray (up to a quantity of three)					V0573.0002			043.006.00
Touchpad								
<input type="checkbox"/> Standard touchpad					V0036.0007			90.1196.00
<input type="checkbox"/> Deluxe touchpad					V0036.0006			90.1197.00
<input type="checkbox"/> No Control Pad					V0036.0019			-
Foot Control Choices								
<input type="checkbox"/> Disc foot control (Wet/dry foot control)					V0041.0003			38.1834.00 (333)
								38.1821.00 (335)
<input type="checkbox"/> Disc foot control A (Wet/dry foot control with chip blower/accessory button)					V0041.0002			38.1862.00 (333)
								38.1838.00 (335)
<input type="checkbox"/> Lever foot control A (Wet/dry foot control with chip blower/accessory button)					V0041.0007			38.1871.00 (333)
								38.1871.02 (335)
<input type="checkbox"/> Euro-style foot control conversion kit					V0079.0001			38.0825.00
<input type="checkbox"/> A-dec relay module I					V0169.0001			90.1080.00
<input type="checkbox"/> Moisture separator					V0156.0001			41.1477.01
<input type="checkbox"/> Second brake handle kit					V0080.0001			90.1281.00
<input type="checkbox"/> Shut-off valve, threaded					V0062.0003			026.158.00
Delivery system base choices subtotal							\$	
DOCTOR'S CHOICES continued on next page				HANDPIECE POSITION	CONFIGURED PART NUMBER	PRICE	TOTAL	ITEM PART NUMBER
	0	1	2	3	4			
<input type="checkbox"/> Left-hand configuration						V0128.0002		-
<input type="checkbox"/> Quad-voltage intraoral light source (Required for handpieces requiring a light source)						V0086.0003		90.1168.00
<input type="checkbox"/> Additional control block position						V0101.0006		-
<input type="checkbox"/> Additional whip assembly						V0102.0005		77.1830.00
Syringe Choices								
QD syringe	<input type="checkbox"/>	-	-	-	-	V0267.0005		23.1373.00
Warm water QD syringe F H A	<input type="checkbox"/>	-	-	-	-	V0267.0004		23.1291.01

333/335 Continental Delivery Systems

Availability Varies: Contact Customer Service for Your Region's Availability

DOCTOR'S CHOICES continued	HANDPIECE POSITIONS					CONFIGURED PART NUMBER	PRICE	TOTAL	ITEM PART NUMBER
	0	1	2	3	4				
Air-driven Silicone Handpiece Tubing									
4-hole E	-	<input type="checkbox"/>	<input type="checkbox"/>	<input type="checkbox"/>	<input type="checkbox"/>	V0267.0002			98.1162.00
6-pin E I	-	<input type="checkbox"/>	<input type="checkbox"/>	<input type="checkbox"/>	<input type="checkbox"/>	V0267.0001			98.1164.00
5-hole fiber-optic with bulb E I	-	<input type="checkbox"/>	<input type="checkbox"/>	<input type="checkbox"/>	<input type="checkbox"/>	V0267.0006			98.1163.00
Electric Motor Systems E F H									
A-dec XC10 Electric Motor System									
<input type="checkbox"/> Control module A-dec XC10 (2 positions maximum) Works with XC10 Motor						V0053.0012			54.1002.01
XC10 electric motor and tubing (non-CE version)	-	<input type="checkbox"/>	<input type="checkbox"/>	<input type="checkbox"/>	<input type="checkbox"/>	V0267.0124			54.1009.01
XC10 electric motor and tubing (CE version)	-	<input type="checkbox"/>	<input type="checkbox"/>	<input type="checkbox"/>	<input type="checkbox"/>	V0267.0126			54.1020.01
A-dec Manufacturing Partner NSK									
<input type="checkbox"/> Control module for NLZ (non-CE version)						V0053.0006			54.0601.01
<input type="checkbox"/> Control module for NLZ (CE version)						V0053.0011			54.0986.01
NLZ electric motor and tubing (non-CE version)	-	<input type="checkbox"/>	<input type="checkbox"/>	<input type="checkbox"/>	<input type="checkbox"/>	V0267.0089			54.0726.01
NLZ electric motor and tubing (CE version)	-	<input type="checkbox"/>	<input type="checkbox"/>	<input type="checkbox"/>	<input type="checkbox"/>	V0267.0121			54.1014.01
A-dec Collaboration with KaVo Availability Varies: Contact Customer Service for Your Region's Availability									
<input type="checkbox"/> Control module EMC-703 (2 positions maximum) Works with KL 703 LED Motor						V0053.0009			54.0809.01
KL 703 LED Motor and tubing	-	<input type="checkbox"/>	<input type="checkbox"/>	<input type="checkbox"/>	<input type="checkbox"/>	V0267.0102			54.0846.01
Curing Light Module F H									
A-dec Manufacturing Partner Acteon									
Mini LED curing light handpiece, control module, and tubing	-	<input type="checkbox"/>	<input type="checkbox"/>	<input type="checkbox"/>	<input type="checkbox"/>	V0267.0014			54.0291.00
Ultrasonic Instrument Systems E F H									
A-dec Manufacturing Partner Acteon									
Newtron Slim control module with tubing	-	<input type="checkbox"/>	<input type="checkbox"/>	<input type="checkbox"/>	<input type="checkbox"/>	V0267.0072			54.0582.00
Handpieces									
<input type="checkbox"/> Newtron Slim B.LED ultrasonic handpiece						V0158.0004			54.0581.00
<input type="checkbox"/> Newtron Slim ultrasonic handpiece						V0158.0005			54.0580.00
<input type="checkbox"/> Ultrasonic instrument tip kit						V0196.0001			54.0406.00
A-dec Manufacturing Partner Dentsply Sirona Built-in ultrasonic scaling system (G139) Availability Varies: Contact Customer Service for Your Region's Availability									
Cavatron Steri-Mate 360 handpiece, control module, tubing, and insert tip	-	<input type="checkbox"/>	<input type="checkbox"/>	<input type="checkbox"/>	<input type="checkbox"/>	V0267.0078			-
Cavatron Steri-Mate handpiece, control module, tubing, and insert tip	-	<input type="checkbox"/>	<input type="checkbox"/>	<input type="checkbox"/>	<input type="checkbox"/>	V0267.0079			-

LEGEND

- A** = Price reflects retail price adjustment to change from standard to optional feature
- B** = Additional handpiece position required
- E** = Requires control block position
- F** = Requires control module space
- H** = Requires access to 300-watt power supply
- I** = Requires intraoral light source

333/335 Continental Delivery Systems

Availability Varies: Contact Customer Service for Your Region's Availability


DOCTOR'S CHOICES continued	HANDPIECE POSITIONS					CONFIGURED PART NUMBER	PRICE	TOTAL	ITEM PART NUMBER
	0	1	2	3	4				
Intraoral Camera Systems ③ ④									
<input type="checkbox"/> A-dec USB 2.0 powered hub** <small>Recommended when selecting a camera in any position</small>						V0504.0001			90.1690.00
A-dec Manufacturing Partner Acteon									
C20 tubing and cable, no handpiece	-	<input type="checkbox"/>	<input type="checkbox"/>	<input type="checkbox"/>	<input type="checkbox"/>	V0267.0128			54.0948.00
<input type="checkbox"/> C20 intraoral camera, handpiece only						V0043.0015			54.0950.00
Doctor's choices subtotal								\$	
A-DEC 360 CHOICES						CONFIGURED PART NUMBER	PRICE	TOTAL	ITEM PART NUMBER
Preventive Maintenance									
<input type="checkbox"/> Annual preventive maintenance kit for 300/500 delivery systems						V0598.0001			90.1835.00
A-dec 360 choices subtotal									
Delivery system base choices subtotal								\$	
Doctor's choices subtotal								\$	
Subtotal for all sections								\$	
Quantity								x	
Grand Total								\$	

NOTE: **For chair-mounted delivery systems, a powered USB hub is required in both the control head and the floor box to ensure data integrity. For all other delivery systems, only one powered USB hub is needed in the control head.


Confirm there are a maximum of two control module spaces ⑤ used in the configuration.	<input type="checkbox"/>
Confirm there are a maximum of three block positions ⑥ used in the configuration. If four block positions are needed, choose the optional 4-position control block.	<input type="checkbox"/>

332/334/336 Traditional Delivery Systems


Availability Varies: Contact Customer Service for Your Region's Availability



A-dec 332 Radius-mount Traditional delivery system shown with QD syringe (standard), handpiece tubings, and standard touchpad



A-dec 334 support-mount Traditional delivery system shown with QD syringe (standard), handpiece tubings and deluxe touchpad



A-dec 336 Radius-mount Traditional delivery system with manual height adjustment, shown with QD syringe (standard), handpiece tubings, and deluxe touchpad

STANDARD FEATURES

- Balanced flexarm with air brake (332/334) or manual height adjustment (336)
- Can be configured for left- or right-handed dentistry
- Four handpiece holder positions
- Autoclavable quick-disconnect (QD) syringe
- Control head accommodates up to two ancillary control modules
- 15' (4,572 mm) USB 2.0 cable from control head to chair
- Radius-mounted systems include self-contained water system with QD 2-liter water bottle
- Adjustable air coolant
- Individually adjustable water coolant

NOTE: A-dec 362 or 363 support center required when ordering an A-dec 334 or 335 delivery system.

NOTE: When left-hand configuration option is selected, the configuration will be a mirror image of the standard, right-hand, configuration.

NOTE: Floor box ordered with chair. Included only with A-dec 362 support mount.

NOTE: Water bottle for A-dec 334 or 335 is included in the A-dec 362 or 363 support center.

MOUNTING CHOICES

- Radius chair mounted
 - Available on A-dec 311 and A-dec 411 chairs
 - Available as a replacement delivery system on older A-dec 511 (version A) chairs
 - Left/right delivery system
- Support center mounted
 - Available on all A-dec and competitor chairs that accept 2" post mount
 - Available on A-dec 311 (version A) and A-dec 411 chairs
 - Dedicated left or right delivery system



Estimated shipping weight: 61 lb (28 kg)

332/334/336 Traditional Delivery Systems

Availability Varies: Contact Customer Service for Your Region's Availability

DELIVERY SYSTEM BASE CHOICES continued on next page	CONFIGURED PART NUMBER	PRICE	TOTAL	ITEM PART NUMBER
<input type="checkbox"/> 332 Radius without touchpad	V0195.0023			-
<input type="checkbox"/> 334 Support mount without touchpad (Requires A-dec 362 or 363 support center)	V0195.0029			-
<input type="checkbox"/> 336 Radius without touchpad	V0195.0241			-
Mounting Style				
<input type="checkbox"/> A-dec 311 Radius mount for 332/336	V0055.0038			-
<input type="checkbox"/> A-dec 411 Radius chair mount for 332/336	V0055.0009			-
<input type="checkbox"/> A-dec 362 support center mount for 334	V0055.0040			-
<input type="checkbox"/> A-dec 363 support center mount for 334	V0055.0039			-
A-dec 511 (version A) Radius mount for 332/336				
<input type="checkbox"/> Chairs manufactured April 2011 and prior	V0055.0069			-
<input type="checkbox"/> Chairs manufactured May 2011 to present	V0055.0070			-
Tray Holders				
<input type="checkbox"/> Standard tray holder (does not include tray)	V0070.0011			77.0933.00
<input type="checkbox"/> Large tray holder (does not include tray)	V0070.0010			77.0932.00
Trays				
<input type="checkbox"/> Standard tray (up to a quantity of three)	V0573.0001			043.001.00
<input type="checkbox"/> Large tray (up to a quantity of three)	V0573.0002			043.006.00
Foot Control Choices				
<input type="checkbox"/> Disc foot control (Wet/dry foot control)	V0041.0003			38.1834.00 (332/336)
				38.1821.00 (334)
<input type="checkbox"/> Disc foot control A (Wet/dry foot control with chip blower/accessory button)	V0041.0002			38.1862.00 (332/336)
				38.1838.00 (334)
<input type="checkbox"/> Lever foot control A (Wet/dry foot control with chip blower/accessory button)	V0041.0007			38.1871.00 (332/336)
				38.1871.02 (334)
<input type="checkbox"/> Euro-style foot control conversion kit	V0079.0001			38.0825.00
<input type="checkbox"/> A-dec relay module H	V0169.0001			90.1080.00
Second brake handle kit				
<input type="checkbox"/> For A-dec 332/334	V0080.0001			90.1281.00
<input type="checkbox"/> For A-dec 336	V0080.0003			90.1451.00
<input type="checkbox"/> Saliva ejector (mounts to auxiliary position, 336 only)	V0461.0002			77.1377.00
<input type="checkbox"/> Moisture separator	V0156.0001			41.1477.01
<input type="checkbox"/> Shut-off valve, threaded	V0062.0003			026.158.00
Delivery system base choices subtotal			\$	

LEGEND

- A** = Price reflects retail price adjustment to change from standard to optional feature
- B** = Additional handpiece position required
- D** = Deluxe touchpad required
- E** = Requires control block position
- F** = Requires control module space
- H** = Requires access to 300-watt power supply
- I** = Requires intraoral light source
- J** = Side exhausting Borden tubing

332/334/336 Traditional Delivery Systems

Availability Varies: Contact Customer Service for Your Region's Availability

DOCTOR'S CHOICES continued on next page	HANDPIECE POSITION					CONFIGURED PART NUMBER	PRICE	TOTAL	ITEM PART NUMBER
	0	1	2	3	4				
<input type="checkbox"/> Left-hand configuration						V0128.0002			-
Control Pad									
<input type="checkbox"/> Standard touchpad						V0036.0007			90.1196.00
<input type="checkbox"/> Deluxe touchpad						V0036.0006			90.1197.00
<input type="checkbox"/> No control pad						V0036.0002			-
<input type="checkbox"/> Quad-voltage intraoral light source (Required for handpieces requiring a light source)						V0086.0003			90.1168.00
<input type="checkbox"/> Additional control block position						V0101.0006			-
Syringe Choices									
QD syringe	<input type="checkbox"/>	-	-	-	-	V0267.0005			23.1374.00
Warm water QD syringe F H A	<input type="checkbox"/>	-	-	-	-	V0267.0004			23.1290.01
Air-driven Silicone Handpiece Tubing									
3-hole B I	-	<input type="checkbox"/>	<input type="checkbox"/>	<input type="checkbox"/>	<input type="checkbox"/>	V0267.0015			98.1086.00
4-hole B	-	<input type="checkbox"/>	<input type="checkbox"/>	<input type="checkbox"/>	<input type="checkbox"/>	V0267.0002			98.1162.00
6-pin B I	-	<input type="checkbox"/>	<input type="checkbox"/>	<input type="checkbox"/>	<input type="checkbox"/>	V0267.0001			98.1164.00
5-hole fiber-optic with bulb B I	-	<input type="checkbox"/>	<input type="checkbox"/>	<input type="checkbox"/>	<input type="checkbox"/>	V0267.0006			98.1163.00
Air-driven Vinyl Handpiece Tubing									
3-hole B I	-	<input type="checkbox"/>	<input type="checkbox"/>	<input type="checkbox"/>	<input type="checkbox"/>	V0267.0029			98.1093.00
4-hole B	-	<input type="checkbox"/>	<input type="checkbox"/>	<input type="checkbox"/>	<input type="checkbox"/>	V0267.0031			98.1094.00
6-pin B I	-	<input type="checkbox"/>	<input type="checkbox"/>	<input type="checkbox"/>	<input type="checkbox"/>	V0267.0030			98.1096.00
5-hole fiber-optic with bulb B I	-	<input type="checkbox"/>	<input type="checkbox"/>	<input type="checkbox"/>	<input type="checkbox"/>	V0267.0028			98.1095.00
Electric Motor Systems E F H									
A-dec XC10 Electric Motor System									
<input type="checkbox"/> Control module A-dec XC10 (2 positions maximum) Works with XC10 Motor						V0053.0012			54.1002.01
XC10 electric motor and tubing (non-CE version)	-	<input type="checkbox"/>	<input type="checkbox"/>	<input type="checkbox"/>	<input type="checkbox"/>	V0267.0124			54.1009.01
XC10 electric motor and tubing (CE version)	-	<input type="checkbox"/>	<input type="checkbox"/>	<input type="checkbox"/>	<input type="checkbox"/>	V0267.0126			54.1020.01
A-dec Manufacturing Partner NSK									
<input type="checkbox"/> Control module for NLZ (non-CE version)						V0053.0006			54.0601.01
<input type="checkbox"/> Control module for NLZ (CE version)						V0053.0011			54.0986.01
NLZ electric motor and tubing	-	<input type="checkbox"/>	<input type="checkbox"/>	<input type="checkbox"/>	<input type="checkbox"/>	V0267.0089			54.0726.01
NLZ electric motor and tubing	-	<input type="checkbox"/>	<input type="checkbox"/>	<input type="checkbox"/>	<input type="checkbox"/>	V0267.0121			54.1014.01
A-dec Collaboration with KaVo Availability Varies: Contact Customer Service for Your Region's Availability									
<input type="checkbox"/> Control module EMC-703 (2 positions maximum) Works with KL 703 LED Motor						V0053.0009			54.0809.01
KL 703 LED Motor and tubing	-	<input type="checkbox"/>	<input type="checkbox"/>	<input type="checkbox"/>	<input type="checkbox"/>	V0267.0102			54.0846.01
Curing Light Module F H									
Mini LED curing light handpiece, control module, and tubing	-	<input type="checkbox"/>	<input type="checkbox"/>	<input type="checkbox"/>	<input type="checkbox"/>	V0267.0014			54.0291.00
Ultrasonic Instrument Systems E F H									
A-dec Manufacturing Partner Acteon									
Newtron Slim control module with tubing	-	<input type="checkbox"/>	<input type="checkbox"/>	<input type="checkbox"/>	<input type="checkbox"/>	V0267.0072			54.0582.00
Handpieces									
<input type="checkbox"/> Newtron Slim B.LED ultrasonic handpiece						V0158.0004			54.0581.00
<input type="checkbox"/> Newtron Slim ultrasonic handpiece						V0158.0005			54.0580.00
<input type="checkbox"/> Ultrasonic instrument tip kit						V0196.0001			54.0406.00
A-dec Manufacturing Partner Dentsply Sirona Built-in ultrasonic scaling system (G139) Availability Varies: Contact Customer Service for Your Region's Availability									
Cavitron Steri-Mate 360 handpiece, control module, tubing, and insert tip	-	<input type="checkbox"/>	<input type="checkbox"/>	<input type="checkbox"/>	<input type="checkbox"/>	V0267.0078			-
Cavitron Steri-Mate handpiece, control module, tubing, and insert tip	-	<input type="checkbox"/>	<input type="checkbox"/>	<input type="checkbox"/>	<input type="checkbox"/>	V0267.0079			-

332/334/336 Traditional Delivery Systems

Availability Varies: Contact Customer Service for Your Region's Availability

DOCTOR'S CHOICES continued	HANDPIECE POSITION					CONFIGURED PART NUMBER	PRICE	TOTAL	ITEM PART NUMBER
	0	1	2	3	4				
Intraoral Camera Systems B H									
<input type="checkbox"/> A-dec USB 2.0 powered hub** <small>Recommended when selecting a camera in any position</small>						V0504.0001			90.1690.00
A-dec Manufacturing Partner Acteon									
C20 tubing and cable, no handpiece	-	<input type="checkbox"/>	<input type="checkbox"/>	<input type="checkbox"/>	<input type="checkbox"/>	V0267.0128			54.0948.00
<input type="checkbox"/> C20 intraoral camera, handpiece only						V0043.0015			54.0950.00
Doctor's choices subtotal								\$	
A-DEC 360 CHOICES						CONFIGURED PART NUMBER	PRICE	TOTAL	ITEM PART NUMBER
Preventive Maintenance									
<input type="checkbox"/> Annual preventive maintenance kit for 300/500 delivery systems						V0598.0001			90.1835.00
A-dec 360 choices subtotal									
Delivery system base choices subtotal								\$	
Doctor's choices subtotal								\$	
Subtotal for all sections								\$	
Quantity								x	
Grand Total								\$	

NOTE: **For chair-mounted delivery systems, a powered USB hub is required in both the control head and the floor box to ensure data integrity. For all other delivery systems, only one powered USB hub is needed in the control head.

Confirm there are a maximum of two control module spaces F used in the configuration	<input type="checkbox"/>
Confirm there are a maximum of three block positions E used in the configuration. If four block positions are needed, choose the optional 4-position control block.	<input type="checkbox"/>

LEGEND

- A** = Price reflects retail price adjustment to change from standard to optional feature
- B** = Additional handpiece position required
- E** = Requires control block position
- F** = Requires control module space
- H** = Requires access to 300-watt power supply
- I** = Requires intraoral light source
- K** = Compatible with A-dec 311 (version B)

342 Side Delivery System

Availability Varies: Contact Customer Service for Your Region's Availability



A-dec 342 side delivery system shown with QD syringe, handpiece tubings, and Standard touchpad.

STANDARD FEATURES

- For use with A-dec Inspire or wall mount
- Wall-mount delivery system includes a crystal-color laminate backboard
- Balanced flexarm
- Can be configured for left- or right-handed dentistry
- Four handpiece holder positions
- Autoclavable quick-disconnect (QD) syringe
- 15' (4,572 mm) USB 2.0 cable
- Self-contained water system with QD 2-liter water bottle
- Adjustable air coolant
- Individually adjustable water coolant

NOTE: When left-hand configuration option is selected, the configuration will be a mirror image of the standard right-hand configuration.

NOTE: Floor box ordered with chair.

DELIVERY SYSTEM BASE CHOICES	CONFIGURED PART NUMBER	PRICE	TOTAL	ITEM PART NUMBER
342 cabinet mount delivery system	V0195.0270			
342 wall mount delivery system	V0195.0269			
Tray Holders				
<input type="checkbox"/> Standard tray holder (does not include tray)	V0070.0011			77.0933.00
<input type="checkbox"/> Large tray holder (does not include tray)	V0070.0010			77.0932.00
Trays				
<input type="checkbox"/> Standard tray (up to a quantity of three)	V0573.0001			043.001.00
<input type="checkbox"/> Large tray (up to a quantity of three)	V0573.0002			043.006.00
Foot Control				
<input type="checkbox"/> Disc foot control (Wet/dry foot control)	V0041.0003			38.1982.00
<input type="checkbox"/> Disc foot control A (Wet/dry foot control with chip blower / accessory button)	V0041.0002			38.1829.01
<input type="checkbox"/> Lever foot control A (Wet/dry foot control with chip blower/accessory button)	V0041.0007			38.1871.03
<input type="checkbox"/> A-dec relay module I	V0169.0001			90.1080.00
<input type="checkbox"/> Second brake handle kit	V0080.0003			90.1451.00
300-watt power supply				
<input type="checkbox"/> 100V	V0060.0005			43.0259.00
<input type="checkbox"/> 120V	V0060.0006			43.0260.00
<input type="checkbox"/> 240V	V0060.0007			43.0261.00
25-watt power supply				
<input type="checkbox"/> 100V	V0060.0011			28.1479.00
<input type="checkbox"/> 120V	V0060.0010			28.1480.00
<input type="checkbox"/> 240V	V0060.0009			28.1481.00
<input type="checkbox"/> Power supply connector kit (Required to connect 342 to A-dec 511 chair power supplies)	V0060.0002			77.1239.00
<input type="checkbox"/> Power supply connector kit (Required to connect 342 to A-dec 311/411 chair power supplies)	V0060.0003			77.1240.00
<input type="checkbox"/> Remote stainless steel floor box with cover and 7' (2,134 mm) umbilical	V0040.0014			41.1491.01
Delivery system base choices subtotal			\$	



Estimated shipping weight: 82 lb (37 kg)

342 Side Delivery System

Availability Varies: Contact Customer Service for Your Region's Availability

DOCTOR'S CHOICES continued on next page	HANDPIECE POSITIONS					CONFIGURED PART NUMBER	PRICE	TOTAL	ITEM PART NUMBER
	0	1	2	3	4				
<input type="checkbox"/> Left hand configuration						V0128.0002			-
Control Pad									
<input type="checkbox"/> Standard touchpad						V0036.0007			90.1196.00
<input type="checkbox"/> Deluxe touchpad						V0036.0006			90.1197.00
<input type="checkbox"/> Quad-voltage intraoral light source (Required for handpieces requiring a light source)						V0086.0003			90.1168.00
<input type="checkbox"/> Additional control block position						V0101.0009			-
Autoclavable Syringe									
QD syringe	<input type="checkbox"/>	-	-	-	-	V0267.0005			23.1374.00
Warm water QD syringe F H A	<input type="checkbox"/>	-	-	-	-	V0267.0004			23.1290.01
Air-driven Silicone Handpiece Tubing									
4-hole E	-	<input type="checkbox"/>	<input type="checkbox"/>	<input type="checkbox"/>	<input type="checkbox"/>	V0267.0002			98.1162.00
6-pin E I	-	<input type="checkbox"/>	<input type="checkbox"/>	<input type="checkbox"/>	<input type="checkbox"/>	V0267.0001			98.1164.00
5-hole fiber-optic with bulb E I	-	<input type="checkbox"/>	<input type="checkbox"/>	<input type="checkbox"/>	<input type="checkbox"/>	V0267.0006			98.1163.00
Electric Motor Systems E F H									
A-dec XC10 Electric Motor System									
<input type="checkbox"/> Control module A-dec XC10 (2 positions maximum) Works with XC10 Motor						V0053.0012			54.1002.01
XC10 electric motor and tubing (non-CE version)	-	<input type="checkbox"/>	<input type="checkbox"/>	<input type="checkbox"/>	<input type="checkbox"/>	V0267.0124			54.1009.01
XC10 electric motor and tubing (CE version)	-	<input type="checkbox"/>	<input type="checkbox"/>	<input type="checkbox"/>	<input type="checkbox"/>	V0267.0126			54.1020.01
A-dec Manufacturing Partner NSK									
<input type="checkbox"/> Control module for NLZ (non-CE version)						V0053.0006			54.0601.01
<input type="checkbox"/> Control module for NLZ (CE version)						V0053.0011			54.0986.01
NLZ electric motor and tubing (non-CE version)	-	<input type="checkbox"/>	<input type="checkbox"/>	<input type="checkbox"/>	<input type="checkbox"/>	V0267.0089			54.0726.01
NLZ electric motor and tubing (CE version)	-	<input type="checkbox"/>	<input type="checkbox"/>	<input type="checkbox"/>	<input type="checkbox"/>	V0267.0121			54.1014.01
A-dec Collaboration with KaVo Availability Varies: Contact Customer Service for Your Region's Availability									
<input type="checkbox"/> Control module EMC-703 (2 positions maximum) Works with KL 703 LED Motor						V0053.0009			54.0809.01
KL 703 LED Motor and tubing	-	<input type="checkbox"/>	<input type="checkbox"/>	<input type="checkbox"/>	<input type="checkbox"/>	V0267.0102			54.0846.01
Curing Light Module F H									
A-dec Manufacturing Partner Acteon									
Mini LED curing light handpiece, control module, and tubing	-	<input type="checkbox"/>	<input type="checkbox"/>	<input type="checkbox"/>	<input type="checkbox"/>	V0267.0014			54.0291.00

LEGEND

- A** = Price reflects retail price adjustment to change from standard to optional feature
- B** = Additional handpiece position required
- E** = Requires control block position
- F** = Requires control module space
- H** = Requires access to 300-watt power supply
- I** = Requires intraoral light source
- J** = Side exhausting Borden tubing

342 Side Delivery System

Availability Varies: Contact Customer Service for Your Region's Availability

DOCTOR'S CHOICES continued	HANDPIECE POSITIONS					CONFIGURED PART NUMBER	PRICE	TOTAL	ITEM PART NUMBER
	0	1	2	3	4				
Ultrasonic Instrument Systems ^{E F H}									
A-dec Manufacturing Partner Acteon									
Newtron Slim control module with tubing	-	<input type="checkbox"/>	<input type="checkbox"/>	<input type="checkbox"/>	<input type="checkbox"/>	V0267.0072			54.0582.00
Handpieces									
<input type="checkbox"/> Newtron Slim B.LED ultrasonic handpiece						V0158.0004			54.0581.00
<input type="checkbox"/> Newtron Slim ultrasonic handpiece						V0158.0005			54.0580.00
<input type="checkbox"/> Ultrasonic instrument tip kit						V0196.0001			54.0406.00
A-dec Manufacturing Partner Dentsply Sirona Built-in ultrasonic scaling system (G139) Availability Varies: Contact Customer Service for Your Region's Availability									
Cavitron Steri-Mate 360 handpiece, control module, tubing, and insert tip	-	<input type="checkbox"/>	<input type="checkbox"/>	<input type="checkbox"/>	<input type="checkbox"/>	V0267.0078			-
Cavitron Steri-Mate handpiece, control module, tubing, and insert tip	-	<input type="checkbox"/>	<input type="checkbox"/>	<input type="checkbox"/>	<input type="checkbox"/>	V0267.0079			-
Intraoral Camera Systems ^{E H}									
<input type="checkbox"/> A-dec USB 2.0 powered hub** Recommended when selecting a camera in any position						V0504.0001			90.1690.00
A-dec Manufacturing Partner Acteon									
C20 tubing and cable, no handpiece	-	<input type="checkbox"/>	<input type="checkbox"/>	<input type="checkbox"/>	<input type="checkbox"/>	V0267.0128			54.0948.00
<input type="checkbox"/> C20 intraoral camera, handpiece only						V0043.0015			54.0950.00
Doctor's choices subtotal								\$	
A-DEC 360 CHOICES						CONFIGURED PART NUMBER	PRICE	TOTAL	ITEM PART NUMBER
Preventive Maintenance									
<input type="checkbox"/> Annual preventive maintenance kit for 300/500 delivery systems						V0598.0001			90.1835.00
A-dec 360 choices subtotal									
Doctor's choices subtotal								\$	
Delivery system base choices subtotal								\$	
Subtotal for all sections								\$	
Quantity								x	
Grand Total								\$	

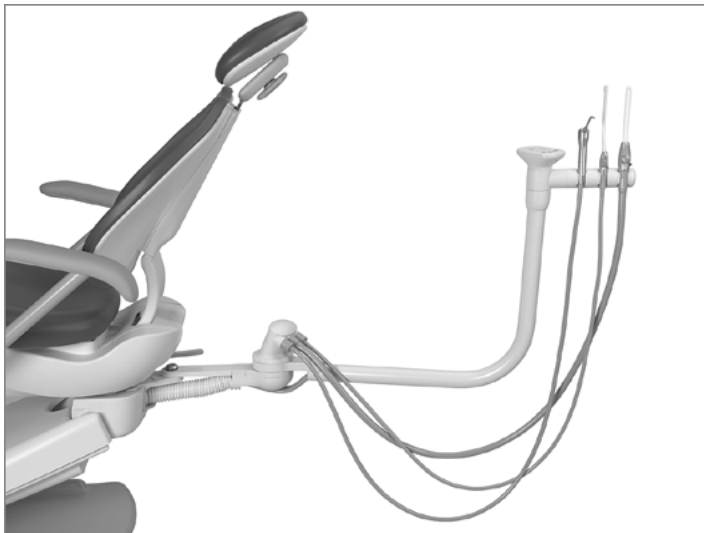
NOTE: **For chair-mounted delivery systems, a powered USB hub is required in both the control head and the floor box to ensure data integrity. For all other delivery systems, only one powered USB hub is needed in the control head.

Confirm there are a maximum of three control module spaces ^I used in the configuration	<input type="checkbox"/>
Confirm there are a maximum of three block positions ^E used in the configuration. If four block positions are needed, choose the optional 4-position control block	<input type="checkbox"/>

LEGEND

- ^A = Price reflects retail price adjustment to change from standard to optional feature
- ^B = Additional handpiece position required
- ^E = Requires control block position
- ^F = Requires control module space
- ^H = Requires access to 300-watt power supply
- ^I = Requires intraoral light source

351 Assistant's Instrumentation



A-dec 351 Radius assistant's Instrumentation shown with three holder positions and Standard touchpad

STANDARD FEATURES

- Autoclavable 11 mm high-volume evacuator (HVE) and saliva ejector (SE)
- Mounts to A-dec 311, 411, and 511 chairs
- Back radius hub to position assistant's instrumentation on either side of the chair

NOTE: A-dec relay module (p/n 90.1080.00) is required to activate (central) vacuum/amalgam separator via the auto-electric switches.




351 without touchpad

ASSISTANT'S INSTRUMENTATION CHOICES	CONFIGURED PART NUMBER	PRICE	TOTAL	ITEM PART NUMBER
351 Rear mount rigid arm	V0195.0039			-
<input type="checkbox"/> Moisture separator	V0156.0001			41.1477.00
<input type="checkbox"/> Standard touchpad	V0007.0004			90.1184.00
Syringe Choices				
<input type="checkbox"/> Assistant's QD syringe	V0105.0044			23.1402.00
<input type="checkbox"/> No syringe	V0105.0042			-
Curing Light Choices ⓘ				
A-dec Manufacturing Partner Acteon				
<input type="checkbox"/> Holder only	V0462.0001			99.0653.03
<input type="checkbox"/> Mini LED curing light handpiece, control module, and tubing (Requires holder)	V0004.0014			54.0291.00
Holder Choices				
<input type="checkbox"/> Auto-electric holders ⓘ (If selected with additional HVE, dual turret is required)	V0402.0002			-
<input type="checkbox"/> Dual turret configuration	V0403.0001			-
<input type="checkbox"/> Large bore 15 mm HVE	V0200.0002			-
<input type="checkbox"/> Dürer Universal III Cannulas (qty 20)	V0575.0001			-
Additional HVE and holder				
<input type="checkbox"/> 11 mm	V0087.0007			-
<input type="checkbox"/> 15 mm	V0087.0006			-
<input type="checkbox"/> Shut-off valve, threaded	V0062.0003			026.158.00
<input type="checkbox"/> Master toggle kit	V0113.0001			90.1088.01
<input type="checkbox"/> Stand alone utility kit	V0100.0004			-
<input type="checkbox"/> Remote water bottle kit (Required for use with stand alone utility kit)	V0116.0002			14.0471.00
Assistant's instrumentation choices subtotal			\$	
Quantity			x	
Grand Total			\$	



Estimated shipping weight: 28 lb (13 kg)

352 Assistant's Instrumentation



A-dec 352 support center-mounted telescoping assistant's instrumentation shown with three holder positions

STANDARD FEATURES

- 11 mm high-volume evacuator (HVE) and saliva ejector (SE)
- Telescoping A-dec 352 assistant's instrumentation arm

NOTE: Vacuum canister required on A-dec 362 or 363 support center when ordering assistant's instrumentation. For a new A-dec 362 or 363 support center installation, order the vacuum canister with the A-dec 362 or 363 support center for factory installation.

NOTE: A-dec Relay Module (p/n 90.1080.00) is required to activate (central) vacuum/amalgam separator via the auto-electric switches.

ASSISTANT'S INSTRUMENTATION CHOICES	CONFIGURED PART NUMBER	PRICE	TOTAL	ITEM PART NUMBER
352 Support center mount telescoping arm	V0195.0050			-
<input type="checkbox"/> Standard touchpad	V0007.0004			90.1184.00
Syringe Choices				
<input type="checkbox"/> Assistant's QD syringe	V0105.0044			23.1402.00
<input type="checkbox"/> No syringe	V0105.0042			-
Curing Light Choices ⓘ				
A-dec Manufacturing Partner Acteon				
<input type="checkbox"/> Holder only	V0462.0001			99.0653.03
<input type="checkbox"/> Mini LED curing light handpiece, control module, and tubing (Requires holder)	V0004.0014			54.0291.00
Holder Choices				
<input type="checkbox"/> Auto-electric holders ⓘ (If selected with additional HVE, dual turret is required)	V0402.0002			-
<input type="checkbox"/> Dual turret configuration	V0403.0001			-
<input type="checkbox"/> Large bore 15 mm HVE	V0200.0002			-
<input type="checkbox"/> Dürr Universal III Cannulas (qty 20)	V0575.0001			-
Additional HVE and holder				
<input type="checkbox"/> 11 mm	V0087.0007			-
<input type="checkbox"/> 15 mm	V0087.0006			-
<input type="checkbox"/> Vacuum canister (Required for field upgrade on an existing A-dec 362 or 363 support center)	V0112.0001			77.0941.01
Assistant's instrumentation choices subtotal			\$	
Quantity			x	
Grand Total			\$	

NOTE: A-dec 352/353 assistant's instrumentation require an A-dec 362 or 363 support center.

LEGEND

- Ⓜ = Requires access to 300-watt power supply
- ⓘ = Requires intraoral light source
- Ⓚ = Compatible with A-dec 311 (version B)
- Ⓛ = Requires touchpad



Estimated shipping weight: 15 lb (7 kg)

353 Assistant's Instrumentation



A-dec 353 cuspidor-mounted fixed-position assistant's instrumentation shown with three holder positions

STANDARD FEATURES

- 11 mm high-volume evacuator (HVE) and saliva ejector (SE)
- Fixed-position mounted cuspidor A-dec 353 assistant's instrumentation arms

NOTE: Vacuum canister required on A-dec 362 or 363 support center when ordering assistant's instrumentation. For a new A-dec 362 or 363 support center installation, order the vacuum canister with the A-dec 362 or 363 support center for factory installation.

NOTE: A built-in relay module on the cuspidor board can be used for ancillary, central vacuum, or amalgam separator activation via the auto-electric switches.

ASSISTANT'S INSTRUMENTATION CHOICES	CONFIGURED PART NUMBER	PRICE	TOTAL	ITEM PART NUMBER
353 Cuspidor mount fixed-position arm	V0195.0064			-
<input type="checkbox"/> Standard touchpad	V0007.0004			90.1184.00
Syringe Choices				
<input type="checkbox"/> Assistant's QD syringe	V0105.0044			23.1402.00
<input type="checkbox"/> No syringe	V0105.0042			-
Curing Light Choices ^H				
A-dec Manufacturing Partner Acteon				
<input type="checkbox"/> Holder only	V0462.0001			99.0653.03
<input type="checkbox"/> Mini LED curing light handpiece, control module, and tubing (Requires holder)	V0004.0014			54.0291.00
Holder Choices				
<input type="checkbox"/> Auto-electric holders ^L (If selected with additional HVE, dual turret is required)	V0402.0002			-
<input type="checkbox"/> Dual turret configuration	V0403.0001			-
<input type="checkbox"/> Large bore 15 mm HVE	V0200.0002			-
<input type="checkbox"/> Dürr Universal III Cannulas (qty 20)	V0575.0001			-
<input type="checkbox"/> For use with AVS	V0200.0006			-
Additional HVE and holder				
<input type="checkbox"/> 11 mm	V0087.0007			-
<input type="checkbox"/> 15 mm	V0087.0006			-
<input type="checkbox"/> Vacuum canister (Required for field upgrades on an existing A-dec 362 or 363 support center)	V0112.0001			77.0941.01
Assistant's instrumentation choices subtotal			\$	
Quantity			x	
Grand Total			\$	

NOTE: A-dec 352/353 assistant's instrumentation require an A-dec 362 or 363 support center.

LEGEND

- ^H = Requires access to 300-watt power supply
- ^I = Requires intraoral light source
- ^K = Compatible with A-dec 311 (version B)
- ^L = Requires touchpad



Estimated shipping weight: 7 lb (3 kg)

362/363 Cuspidor and Support Center

STANDARD FEATURES

SUPPORT CENTER

POST-MOUNT (362)

- Mounts to any manufacturer's chair that accepts 2" post mount
- Includes remote stainless steel floor box
- AVS capability
- Mount dedicated left or right
- 2-liter self-contained water system with quick-disconnect (QD) water bottle

PEDESTAL-MOUNT (363)

- Rigid support structure
- Ability to mount on left or right side of 311 (version B) chair
- Independent snap-fit side covers for easy support center access
- AVS capability
- Mount dedicated left or right
- 2-liter self-contained water system with quick-disconnect (QD) water bottle

CUSPIDOR

- Glass bowl with bowl screen
- Accommodates large tumbler
- Manual and timed adjustable cup fill and bowl rinse
- Built-in A-dec relay module on cuspidor board
- Local cup fill/bowl rinse actuation and programming

NOTE: A-dec 362 or 363 support center required when ordering an A-dec 334pro or A-dec 335pro delivery system and/or A-dec 352 or A-dec 353 assistant's instrumentation.

NOTE: Vacuum canister required when ordering assistant's instrumentation.

NOTE: A-dec 300 touchpads require data ports on the chair printed circuit board to operate the auto dental light and chair movement.

NOTE: A built-in relay module on the cuspidor board can be used for ancillary, central vacuum, or amalgam separator activation via the auto-electric switches.

NOTE: If a cuspidor is not included on the 362 or 363 model, an A-dec relay module (p/n 90.1080.00) is required to activate (central) vacuum/amalgam separator via the auto-electric switches.



A-dec 362 support center, cuspidor, light and monitor mount shown on A-dec 311 chair



A-dec 363 support center, cuspidor, light and monitor mount shown on A-dec 311 chair



Support center with cuspidor



Support center without cuspidor



A-dec 362 post-mount support center



A-dec 363 pedestal-mount support center



Estimated shipping weight:
A-dec 362 – 84 lb (38 kg)
A-dec 363 – 73 lb (33 kg)
UPS shipping available

362/363 Cuspidor and Support Center

SUPPORT CENTER CHOICES	CONFIGURED PART NUMBER	PRICE	TOTAL	ITEM PART NUMBER
<input type="checkbox"/> A-dec 362 post mount (Includes remote floor box)	V0195.0242			-
<input type="checkbox"/> A-dec 363 pedestal mount	V0195.0243			-
<input type="checkbox"/> A-dec 362/363 cuspidor H	V0111.0002			-
<input type="checkbox"/> A-dec 362/363 cuspidor with AVS (requires canister)	V0111.0001			-
<input type="checkbox"/> P-trap for gravity drain Available only for A-dec 363 pedestal-mount units	V0114.0001			77.0923.00
<input type="checkbox"/> A-dec relay module H	V0169.0001			90.1080.00
<input type="checkbox"/> Vacuum canister for assistant's instrumentation Required for A-dec 352 or A-dec 353 assistant's Instrumentation	V0112.0001			77.0941.01
<input type="checkbox"/> Master toggle kit Required when ordered without chair-mounted delivery system.	V0113.0001			90.1189.00
300-watt power supply				
<input type="checkbox"/> 100V	V0060.0005			43.0259.00
<input type="checkbox"/> 120V	V0060.0006			43.0260.00
<input type="checkbox"/> 240V	V0060.0007			43.0261.00
<input type="checkbox"/> Moisture separator	V0156.0001			41.1477.00
<input type="checkbox"/> Shut-off valve, threaded (x2)	V0062.0006			026.158.00
CHAIR ADAPTER CHOICES FOR A-DEC 362 POST MOUNTING				
<input type="checkbox"/> A-dec 511 chair adapter	V0096.0019			77.0921.00
<input type="checkbox"/> A-dec 311 or 411 chair adapter**	V0096.0018			77.1301.00
<input type="checkbox"/> Performer 8000 chair adapter***	V0096.0004			77.0922.00
<input type="checkbox"/> A-dec 1010/1015/1020/1021 chair adapter	V0096.0001			35.1741.00
<input type="checkbox"/> A-dec 1040 chair adapter	V0096.0006			35.1742.00
Support center choices subtotal			\$	
Quantity			x	
Grand Total			\$	

NOTE: **Chair adapter p/n 77.1301.00 is not compatible with A-dec 311 (version A) chairs.

NOTE: ***Chair Adapter p/n 77.0922.00 is not compatible with Performer I or Performer II chairs.

LEGEND

C = Touchpad required

H = Requires access to 300-watt power supply

Carts

Oregon Cart

79 5744 Oregon Cart



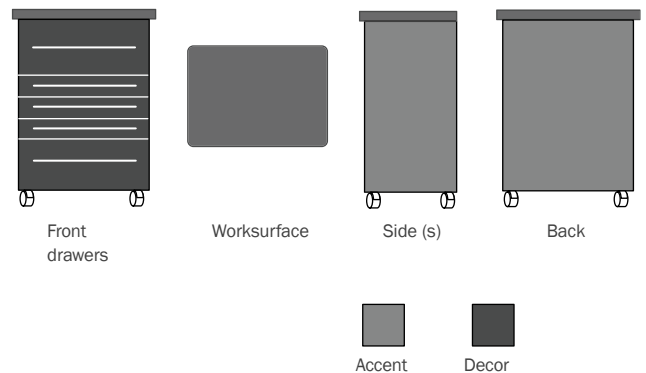
5744 Oregon Cart



5744 Oregon cart

STANDARD FEATURES

- 19.25" x 22.75" (490 mm x 580 mm) sliding worksurface; side to side
- 7" deep (177 mm) storage well
- Four storage drawers lock open and have aluminum handles. Inside drawer dimensions: 16.12" wide x 15" long (410 mm x 382 mm). Three drawers are 2.12" (56 mm) deep. One drawer is 6.75" (171 mm) deep
- Clear tile casters
- 3 mm edgebanding on drawers
- Laminate color choices for all panels: front drawers, worksurface, side, and back (see page 139)



Estimated shipping weights:
5744 – 115 lb (52.2 kg)

5744 Oregon Cart

5744 OREGON CART CHOICES	CONFIGURED PART NUMBER	PRICE	TOTAL	ITEM PART NUMBER
<input type="checkbox"/> 4 drawer, side to side sliding top	V0195.0202			-
<input type="checkbox"/> 4 drawer, front to back sliding top	V0195.0198			-
<input type="checkbox"/> 4 drawer, locking drawers and locking side to side sliding top	V0195.0199			-
<input type="checkbox"/> 5 drawer, fixed top	V0195.0200			-
<input type="checkbox"/> 5 drawer, fixed top, locking drawers	V0195.0201			-
Oregon Cart choices subtotal			\$	
WORKSURFACE COLOR CHOICES, SEE PAGE 139	CONFIGURED PART NUMBER	PRICE	TOTAL	ITEM PART NUMBER
<input type="checkbox"/> HPD laminate; color choice is:	V0334.0070			-
<input type="checkbox"/> Solid surface ^A ; color choice is:	V0334.0071			-
<input type="checkbox"/> Quartz ^A ; color choice is:	V0334.0069			-
<input type="checkbox"/> Accent:				
<input type="checkbox"/> Decor:				
Worksurface color choices subtotal			\$	
Oregon cart choices subtotal			\$	
Subtotal of all sections			\$	
Quantity			x	
Grand Total			\$	

LEGEND

^A = Price reflects retail price adjustment to change from standard to optional feature

Dental Lights

LED

- 83 A-dec 500 LED Dental Light
- 85 A-dec 300 LED Dental Light
- 87 Post-Mount Dental Light

Specifications

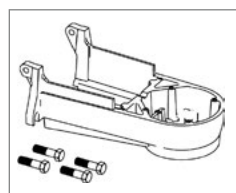
- 89 Dental Light Specifications



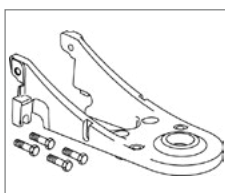
MOUNTING LOCATIONS



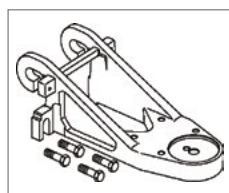
SUPPORT ITEMS



572L mount kit for 511 (version B)
without delivery (77.1888.00)



372L mount kit for 511 (version A),
April 2011 and prior (77.2115.00)



372L/572L mount kit for 511 (version A)
May 2011 to present (77.1165.00)

A-dec 500 LED Dental Light



A-dec 500 LED dental light

STANDARD FEATURES

- 40,000 hour-rated, bright white LEDs
- Three intensity and one cure-safe setting
- Light head includes 3-axis rotation: horizontal, vertical and diagonal adjustment
- Optically balanced LED array provides feathered-edge and uniform light pattern
- Touchpad or local control
- Touchless sensor for on/off light activation
- Auto on/off functions with A-dec 311, 411, 511, or Performer chair presets
- For optical specifications refer to page 89

NOTE: 300-watt power supply included with A-dec 511, 411, 311, and Performer chairs.

A-dec recommends the Medicom SafeShield disposable protective barrier designed exclusively for the A-dec 300 and 500 LED dental lights to protect your investment. For distribution or sales information on SafeShield (item #9565), please contact Medicom via email at sales@medicom.ca or Customer Service at 1.800.361.2862 or 514.636.6262.

CHAIR-MOUNTED A-DEC 500 LED DENTAL LIGHT CHOICES	CONFIGURED PART NUMBER	PRICE	TOTAL	ITEM PART NUMBER
Radius Mounted				
<input type="checkbox"/> 572L Radius-mount LED light For 511, 411, 311, and Performer	V0195.0186			-
For 411/311 - No kit needed	-			-
For 511 (version B) chair only, without delivery <input type="checkbox"/> Mount kit	V0094.0003			77.1888.00
Support Center Mounted				
<input type="checkbox"/> 571L support center LED light For 362/363 support center	V0195.0180			-
Subtotal			\$	
Quantity			x	
Grand Total			\$	

NONCHAIR-MOUNTED A-DEC 500 LED DENTAL LIGHT CHOICES continued on next page		CONFIGURED PART NUMBER	PRICE	TOTAL	ITEM PART NUMBER
Central Cabinet Mounted					
<input type="checkbox"/> 574L central cabinet-mount LED light		V0195.0203			-
Wall/Side Cabinet Mounted					
<input type="checkbox"/> 575L wall/side cabinet-mount LED light For 593/595 or wall mount		V0195.0204			-
Ceiling Mounted					
<input type="checkbox"/> 576L ceiling-mount LED light		V0195.0205			-
Ceiling height:	Length of post:				
<input type="checkbox"/> 8' (2,438 mm)	17" (432 mm)	V0089.0018			28.1810.00
<input type="checkbox"/> 8' 6" (2,591 mm)	23" (584 mm)	V0089.0020			28.1810.01
<input type="checkbox"/> 9' (2,743 mm)	29" (737 mm)	V0089.0019			28.1810.02
<input type="checkbox"/> 9' 6" (2,896 mm)	35" (889 mm)	V0089.0017			28.1810.03
<input type="checkbox"/> 10' (3,048 mm)	41" (1,041 mm)	V0089.0013			28.1810.04
<input type="checkbox"/> 10' 6" (3,200 mm)	47" (1,194 mm)	V0089.0012			28.1810.05
<input type="checkbox"/> 11' (3,353 mm)	53" (1,346 mm)	V0089.0014			28.1810.06
<input type="checkbox"/> 11' 6" (3,501 mm)	59" (1,499 mm)	V0089.0016			28.1810.07
<input type="checkbox"/> 12' (3,658 mm)	65" (1,651 mm)	V0089.0015			28.1810.08



Estimated shipping weight: 571L - 35 lb (16 kg); 572L - 47 lb (21 kg);
Ceiling-Mount - 44 lb (20 kg); Track-Mount - 54 lb (25 kg)
UPS shipping available

A-dec 500 LED Dental Light

NONCHAIR-MOUNTED A-DEC 500 LED DENTAL LIGHT CHOICES continued		CONFIGURED PART NUMBER	PRICE	TOTAL	ITEM PART NUMBER
Track Mounted					
<input type="checkbox"/> 577L track-mount LED light		V0195.0206			-
Ceiling height	Length of post				
<input type="checkbox"/> 8' (2,438 mm)	15" (381 mm)	V0089.0018			28.1817.00
<input type="checkbox"/> 8' 6" (2,591 mm)	21" (533 mm)	V0089.0020			28.1817.01
<input type="checkbox"/> 9' (2,743 mm)	27" (686 mm)	V0089.0019			28.1817.02
<input type="checkbox"/> 9' 6" (2,896 mm)	33" (838 mm)	V0089.0017			28.1817.03
<input type="checkbox"/> 10' (3,048 mm)	39" (991 mm)	V0089.0013			28.1817.04
Subtotal				\$	
Quantity				x	
Grand Total				\$	

A-DEC 500 LED UPGRADE KIT	ITEM PART NUMBER	PRICE	TOTAL
LED light upgrade kit; White	28.1924.00		
A-DEC 500 LED TOUCHLESS SENSOR UPGRADE KIT	ITEM PART NUMBER	PRICE	TOTAL
500 LED touchless sensor upgrade kit	90.1811.00		



Estimated shipping weight: 571L - 35 lb (16 kg); 572L - 47 lb (21 kg);
Ceiling-Mount - 44 lb (20 kg); Track-Mount - 54 lb (25 kg)
UPS shipping available

A-dec 300 LED Dental Light

Availability Varies: Contact Customer Service for Your Region's Availability



A-dec 300 LED dental light

STANDARD FEATURES

- 40,000 hour-rated, bright white LEDs
- Two intensity settings: high and composite/low
- Light head includes 3-axis rotation: horizontal, vertical and diagonal adjustment
- Optically balanced LED array provides feathered-edge and uniform light pattern
- Touchpad or local control
- Auto on/off functions with A-dec 311, 411, 511 (version A), or Performer chair presets
- Touchless sensor for on/off light activation
- For optical specifications refer to page 89

NOTE: 300-watt power supply included with A-dec 511, 411, 311, and Performer chairs.

A-dec recommends the Medicom SafeShield disposable protective barrier designed exclusively for the A-dec 300 and 500 LED dental lights to protect your investment. For distribution or sales information on SafeShield (item #9565), please contact Medicom via email at sales@medicom.ca or Customer Service at 1.800.361.2862 or 514.636.6262.

CHAIR MOUNTED A-DEC 300 LED DENTAL LIGHT CHOICES	CONFIGURED PART NUMBER	PRICE	TOTAL	ITEM PART NUMBER
Radius Chair Mounted				
<input type="checkbox"/> 372L Radius mount LED light For use with 311, 411, 511 (version A), Performer, Decade 1011*, and Cascade 1040*	V0195.0254			-
For 511 (version A) April 2011 and prior, chair only without delivery** <input type="checkbox"/> Mount kit	V0096.0029			-
For 511 (version A) May 2011 to present, chair only without delivery <input type="checkbox"/> Mount kit	V0096.0030			77.1165.00
Support Center Mounted				
<input type="checkbox"/> 371L support center LED light For A-dec 362/363 support center	V0195.0253			-
Subtotal			\$	
Quantity			x	
Grand Total			\$	

NOTE: *Requires existing chair mount and dual mounting with 300 delivery

NOTE: **Not compatible with 381/482 monitor mounts.

NON-CHAIR MOUNTED A-DEC 300 LED DENTAL LIGHT CHOICES continued on next page		CONFIGURED PART NUMBER	PRICE	TOTAL	ITEM PART NUMBER
Central Cabinet Mounted					
<input type="checkbox"/> 374L central cabinet mount LED light		V0195.0259			-
Wall/Side Cabinet Mounted					
<input type="checkbox"/> 375L wall/side cabinet mount LED light For 593/595 or wall mount		V0195.0260			-
Ceiling Mounted					
<input type="checkbox"/> 376L ceiling mount LED light		V0195.0261			-
Ceiling height:	Length of post:				
<input type="checkbox"/> 8' (2,438 mm)	17" (432 mm)	V0089.0018			28.1810.00
<input type="checkbox"/> 8' 6" (2,591 mm)	23" (584 mm)	V0089.0020			28.1810.01
<input type="checkbox"/> 9' (2,743 mm)	29" (737 mm)	V0089.0019			28.1810.02
<input type="checkbox"/> 9' 6" (2,896 mm)	35" (889 mm)	V0089.0017			28.1810.03
<input type="checkbox"/> 10' (3,048 mm)	41" (1,041 mm)	V0089.0013			28.1810.04
<input type="checkbox"/> 10' 6" (3,200 mm)	47" (1,194 mm)	V0089.0012			28.1810.05
<input type="checkbox"/> 11' (3,353 mm)	53" (1,346 mm)	V0089.0014			28.1810.06
<input type="checkbox"/> 11' 6" (3,501 mm)	59" (1,499 mm)	V0089.0016			28.1810.07
<input type="checkbox"/> 12' (3,658 mm)	65" (1,651 mm)	V0089.0015			28.1810.08



Estimated shipping weight: 371L - 35 lb (16 kg); 372L - 47 lb (21 kg);
Ceiling mount: 44 lb (20 kg); Track mount: 54 lb (25 kg)
UPS shipping available

A-dec 300 LED Dental Light

NON-CHAIR MOUNTED A-DEC 300 LED DENTAL LIGHT CHOICES continued		CONFIGURED PART NUMBER	PRICE	TOTAL	ITEM PART NUMBER
Track Mounted					
<input type="checkbox"/> 377L track-mount LED light		V0195.0262			-
Ceiling height	Length of post				
<input type="checkbox"/> 8' (2,438 mm)	15" (381 mm)	V0089.0018			28.1817.00
<input type="checkbox"/> 8' 6" (2,591 mm)	21" (533 mm)	V0089.0020			28.1817.01
<input type="checkbox"/> 9' (2,743 mm)	27" (686 mm)	V0089.0019			28.1817.02
<input type="checkbox"/> 9' 6" (2,896 mm)	33" (838 mm)	V0089.0017			28.1817.03
<input type="checkbox"/> 10' (3,048 mm)	39" (991 mm)	V0089.0013			28.1817.04
Subtotal				\$	
Quantity				x	
Grand Total				\$	

A-DEC 300 LED TOUCHLESS SENSOR UPGRADE KIT	ITEM PART NUMBER	PRICE	TOTAL
300 LED touchless sensor upgrade kit	90.1927.00		



Estimated shipping weight: 371L - 35 lb (16 kg); 372L - 47 lb (21 kg);
Ceiling mount: 44 lb (20 kg); Track mount: 54 lb (25 kg)
UPS shipping available

Post-Mount Dental Lights



A-dec 500 LED post-mount light

STANDARD FEATURES





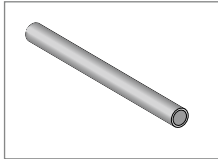
- Post-mount light mounts to A-dec 300, Cascade, Decade, Performer, and most existing pre-Cascade and non-A-dec posts
- 40,000 hour-rated, bright white LEDs
- Three intensity and one cure-safe setting
- Light head includes 3-axis rotation: horizontal, vertical and diagonal adjustment
- Optically balanced LED array provides feathered-edge and uniform light pattern
- Local mode control and touchless sensor for on/off activation
- Touchpad control and auto on/off functionality (requires compatible A-dec equipment)
- Includes power supply
- For optical specifications refer to page 89



Estimated shipping weight: 38 lb (17 kg).
UPS shipping available

Post-Mount Dental Lights

POSTS FOR POST-MOUNT LIGHT

 <p>FOR A-DEC 362 OR 363 SUPPORT CENTER 99.1136.00</p> <ul style="list-style-type: none"> • 2" (51 mm) OD x 32" (813 mm) • For installation on A-dec 362 support center 	 <p>FOR PERFORMER CUSPIDOR OR ASSISTANT'S INSTRUMENTATION 28.1262.01</p> <ul style="list-style-type: none"> • 24.5" (622 mm) H • For installation on cuspidor or assistant's instrumentation; includes accessory power cord
 <p>FOR CASCADE POST BOX 28.1030.01</p> <ul style="list-style-type: none"> • 2" (51 mm) OD x 32" (813 mm) • For installation on Cascade post box; includes necessary hardware 	 <p>FOR PERFORMER CHAIR 28.1263.01</p> <ul style="list-style-type: none"> • 42.25" (1,073 mm) H x 17" (432 mm) W • For installation on Performer chair; with chair only
 <p>FOR PRE-CASCADE CHAIRS 28.1976.00</p> <ul style="list-style-type: none"> • 2" (51 mm) OD x 40" (1,016 mm) • For installation on pre-Cascade chairs 	

POST-MOUNT LIGHT CHOICES	CONFIGURED PART NUMBER	PRICE	TOTAL	ITEM PART NUMBER
573L post-mount A-dec 500 LED light; specify post below <input type="checkbox"/> 100V <input type="checkbox"/> 120V <input type="checkbox"/> 240V	V0195.0196			-
Posts for Post-Mount Light				
<input type="checkbox"/> For A-dec 362 or 363 support center	V0118.0010			99.1136.00
<input type="checkbox"/> For Cascade post box only	V0118.0002			28.1030.01
<input type="checkbox"/> For pre-Cascade chairs	V0118.0004			28.1976.00
<input type="checkbox"/> For Performer cuspidor or assistant's instrumentation*	V0118.0005			28.1262.01
<input type="checkbox"/> For Performer chair (Mounts to Performer chair only)	V0118.0003			28.1263.01
Subtotal			\$	
Quantity			x	
Grand Total			\$	

NOTE: *Post p/n 28.1262.01 is not compatible with Performer (version B) 8200 cuspidor and support center or 8500 assistant's instrumentation.

Dental Light Specifications

SPECIFICATION	A-DEC 500 LED LIGHT	A-DEC 300 LED LIGHT
Rotational axes	Horizontal, vertical, diagonal	Horizontal, vertical, diagonal
Color temperature	5,000K	5,000K
Light pattern	3.8"x 5.7" at 27.6" focal distance (95 mm x 145 mm at 700 mm)	3.8"x 5.7" at 27.6" focal distance (95 mm x 145 mm at 700 mm)
Light intensity	Low: 15,000 lux (1394 fc) Medium: 25,000 lux (2323 fc) High: 30,000 lux (2787 fc) Cure-safe Illumination: 23,000 lux (2137 fc) yellow light	Composite/low: 8,000 lux (743 fc) High: 25,000 lux (2323 fc)
BTUs per hour	77	51
Power consumption	22W	15W
Auto On/Off	Yes	Yes
Mode selection	Yes	Yes
Remote touchpad	Yes	Yes
Local control	Yes	Yes
Touchless sensor for local on/off	Yes	Yes

Monitor Mounts

Section Contents

93 Monitor Mounts



Monitor Mounts



586 ceiling monitor mount, floating tilt




585 wall/side cabinet monitor mount, floating tilt




584 central cabinet monitor mount, floating tilt



382 Radius-mount monitor mount, locking tilt



381 light post monitor mount with optional handle, floating tilt



482 light post monitor mount with arm and optional handle, floating tilt

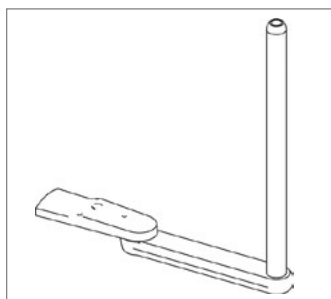
SUPPORT ITEMS



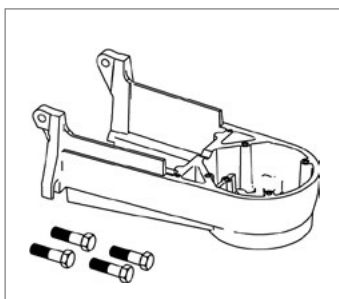
Handle



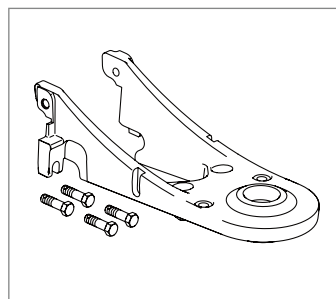
Intermediate post



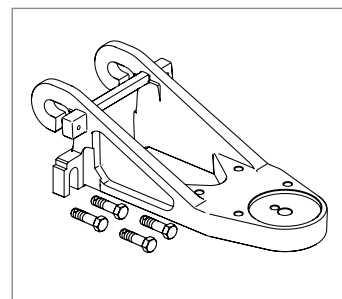
482 lower support arm for 511 (version B) (77.1881.00)



482 mount kit for 511 (version B) without light or delivery (77.1888.00)



382 mount kit for 511 (version A), April 2011 and prior (77.2115.00)



382 mount kit for 511 (version A), May 2011 to present (77.1165.00)

Monitor Mounts

STANDARD FEATURES

- White color with gray accents
- Accommodates flat panel monitors up to 19" and up to 20 lb (9 kg)
- Tilt mechanism accommodates multiple viewing angles
- VESA mount compliant

Note: Monitor not included, medical grade monitor recommended.

381/482 MONITOR MOUNT

- Mounts to Performer/362/363 support center intermediate post or 371L/571L, 372L/572L light post
- 482 also mounts to 511 (version B) without light or delivery
- Integrated cable management with cover
- Includes power cable
- Includes HDMI video cable
- Floating tilt mechanism for one-handed adjustment
- 482 monitor mount includes arm for additional range of motion

382 MONITOR MOUNT

- Mounts to A-dec 311, 411, 511 (version A), Decade, and Cascade dental chairs
- Mount rotation accommodates viewing from seated positions
- Locking tilt mechanism for secure positioning
- Integrated cable management

584/585/586 OVERHEAD MONITOR MOUNT

- Mount positioning accommodates viewing for consultation/education, patient entertainment, and practice management
- Ceiling mount monitor mounts to support structure from 9' to 10'6" (2,743 mm to 3,200 mm) in height
- Wall mount includes crystal-colored backboard
- Floating tilt mechanism for one-handed adjustment
- Integrated cable management



Estimated shipping weights:

381 - 9 lb (4 kg), 382 - 27 lb (12 kg), 482 - 11 lb (5 kg), 581 - 15 lb (7 kg),
584 - 59-62 lb (27-28 kg), 585 - 64-66 lb (29-30 kg), 586 - 35-49 lb (16-22 kg)
UPS Shipping Available

Monitor Mounts

CHAIR-MOUNTED MONITOR MOUNT CHOICES (See notes on previous page for compatibility)	CONFIGURED PART NUMBER	PRICE	TOTAL	ITEM PART NUMBER
Radius Mounted				
<input type="checkbox"/> 382 Radius monitor mount, locking tilt (Includes rigid arm) For use with 311, 411, 511 (version A), Decade 1011*, and Cascade 1040*	V0195.0081			-
For 511 (version A) April 2011 and prior, chair only without delivery <input type="checkbox"/> Mount kit	V0096.0029			77.2115.00
For 511 (version A) May 2011 to present, chair only without delivery <input type="checkbox"/> Mount kit	V0096.0030			77.1165.00
For 511 (version B), chair only without delivery <input type="checkbox"/> Mount kit	V0096.0034			77.1876.00
Post Mounted				
<input type="checkbox"/> 381 monitor mount, floating tilt For 371L, 372L, and 362 w/light	V0195.0079			-
For 411/311 + 362 support center without light <input type="checkbox"/> Intermediate post	V0118.0008			28.1802.00
<input type="checkbox"/> 482 monitor mount with arm, floating tilt For 371L/571L, 372L/572L, and 362 w/light	V0195.0094			-
For 511 (version B) chair only, without light or delivery <input type="checkbox"/> Mount kit <input type="checkbox"/> Lower support arm	V0094.0003 V0118.0015			77.1888.00 77.1881.00
For 511 (version B) chair + delivery, without light <input type="checkbox"/> Lower support arm	V0118.0015			77.1881.00
For 411/311 + 362 support center without light <input type="checkbox"/> Intermediate post	V0118.0008			28.1802.00
Monitor Mount Options				
<input type="checkbox"/> Monitor mount handle For 381, 382, and 482	V0300.0002			77.1308.00
Subtotal			\$	
Quantity			x	
Grand Total			\$	

NOTE: *Requires existing chair mount and dual mounting with 300 delivery

NONCHAIR-MOUNTED MONITOR MOUNT CHOICES (See notes on previous page for compatibility)	COMPATIBILITY	CONFIGURED PART NUMBER	PRICE	TOTAL	ITEM PART NUMBER
<input type="checkbox"/> 584 central cabinet monitor mount, floating tilt	Central cabinet	V0195.0221			-
<input type="checkbox"/> 585 wall/side cabinet monitor mount, floating tilt	Wall mount, 593/595	V0195.0222			-
<input type="checkbox"/> 586 ceiling monitor mount, floating tilt	Ceiling mount	V0195.0223			-
Ceiling height:					
<input type="checkbox"/> 9' (2,743 mm)		V0089.0019			77.1203.00
<input type="checkbox"/> 9'6" (2,896 mm)		V0089.0017			77.1203.01
<input type="checkbox"/> 10' (3,048 mm)		V0089.0013			77.1203.02
<input type="checkbox"/> 10'6" (3,200 mm)		V0089.0012			77.1203.03
Subtotal				\$	
Quantity				x	
Grand Total				\$	

Stools

Section Contents

- 100 A-dec 420 Doctor's and Assistant's Stools
- 99 A-dec 520 Doctor's and Assistant's Stools

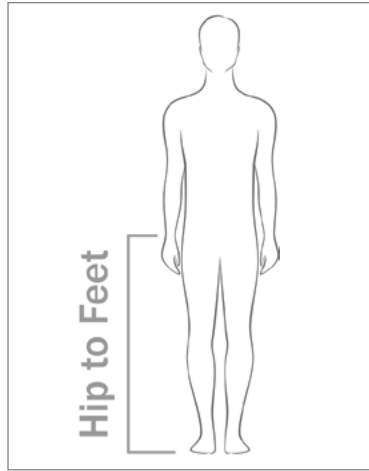


A-DEC 521 DOCTOR'S STOOL CHOICES



Armrests with:

- Height adjustment
- Width adjustment
- Fore/Aft adjustment
- Soft santoprene top surface

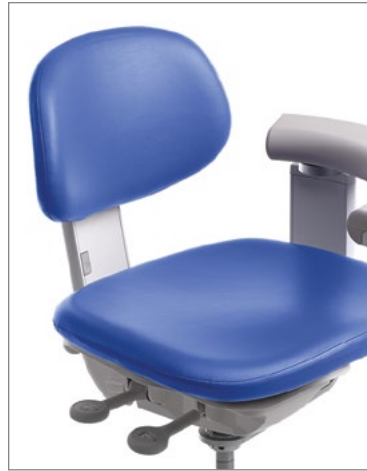


Cylinder height options:

To choose the right stool height, measure from hips to the feet

Above 34" (864 mm) - Choose tall cylinder
Under 34" (864 mm) - Choose short cylinder

A-DEC 522 ASSISTANT'S STOOL CHOICES



Backrest with:

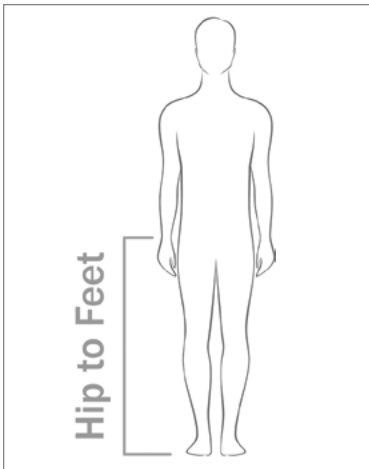
- Height adjustment
- Tilt adjustment
- Ultra-quiet pivot mechanism



Foot pedestal:

- Replaces foot ring to better distribute weight from the seat to the feet for an "athletic stance"

A-DEC 421 DOCTOR'S STOOL CHOICES



Cylinder height options:

To choose the right stool height, measure from hips to the feet.

Above 32" (813 mm) - Choose tall cylinder
Under 32" (813 mm) - Choose short cylinder

A-dec 520 Doctor's and Assistant's Stools



A-dec 521 doctor's stool

A-DEC 521 STANDARD FEATURES

- Dynamic seat armature for premium comfort and support
- Cylinder height options
 - Tall cylinder; seat armature height range 19.5" to 24.25" (495 mm - 616 mm) for customers with hip height above 34" (864 mm)*
 - Short cylinder; seat armature height range 16.5" to 21.25" (419 mm - 540 mm) for customers with hip height below 34" (864 mm)*
- Seating adjustments: seat tilt, backrest height, and backrest tilt
- Noise dampening, multiple-surface casters
- Easy to clean powder-coated base
- Sewn upholstery

NOTE: *The addition of armrests to a 521 raises the lowest position by 1"



A-dec 522 assistant's stool with torso support

A-DEC 522 STANDARD FEATURES

- Dynamic seat armature for premium comfort and support
- Adjustable seat armature height range 24" to 29.5" (610 mm - 749 mm)
- Height adjustable foot ring
- Torso support with:
 - Height adjustment
 - Pivot adjustment
 - Soft santoprene top surface
- Noise dampening, multiple-surface casters
- Easy to clean powder-coated base and foot ring
- Sewn upholstery

DOCTOR/ASSISTANT'S STOOL CHOICES	CONFIGURED PART NUMBER	PRICE	TOTAL	ITEM PART NUMBER
<input type="checkbox"/> A-dec 521 doctor's stool	V0195.0246			-
<input type="checkbox"/> Tall cylinder	V0032.0003			-
<input type="checkbox"/> Short cylinder	V0032.0004			-
<input type="checkbox"/> Armrests	V0083.0004			90.1508.00
<input type="checkbox"/> A-dec 522 assistant's stool	V0195.0247			-
<input type="checkbox"/> Backrest	V0474.0001			-
<input type="checkbox"/> Foot pedestal (replaces foot ring)	V0475.0001			90.1509.00
Subtotal			\$	
Quantity			x	
Grand Total			\$	
DOCTOR'S STOOL ACCESSORY			PART NUMBER	PRICE
<input type="checkbox"/> Snap on back bumper/cover			90.1767.00	

UPHOLSTERY COLOR CHOICES

Sewn

- | | | |
|-----------------------------------|--|--------------------------------------|
| <input type="checkbox"/> Almond | <input type="checkbox"/> Diplomat Blue | <input type="checkbox"/> Poseidon |
| <input type="checkbox"/> Apricot | <input type="checkbox"/> Ebony | <input type="checkbox"/> Red |
| <input type="checkbox"/> Arctic | <input type="checkbox"/> Fuchsia | <input type="checkbox"/> Riviera |
| <input type="checkbox"/> Arugula | <input type="checkbox"/> Granite | <input type="checkbox"/> Sable |
| <input type="checkbox"/> Bayou | <input type="checkbox"/> Lapis | <input type="checkbox"/> Sassy |
| <input type="checkbox"/> Cave | <input type="checkbox"/> Pacific | <input type="checkbox"/> Schooner |
| <input type="checkbox"/> Chamois | <input type="checkbox"/> Papyrus | <input type="checkbox"/> Sky |
| <input type="checkbox"/> Charcoal | <input type="checkbox"/> Parrot | <input type="checkbox"/> St. John |
| <input type="checkbox"/> Curry | <input type="checkbox"/> Pecan | <input type="checkbox"/> Timberwolf |
| <input type="checkbox"/> Cyan | <input type="checkbox"/> Plum | <input type="checkbox"/> Vivid Punch |

Estimated shipping weight: 521 - 35 lb (16 kg); 522 - 44 lb (20 kg)
For UPS shipments contact A-dec for a quote

A-dec 420 Doctor's and Assistant's Stools



A-dec 421 doctor's stool

A-DEC 421 STANDARD FEATURES

- Cylinder height options:
 - Tall cylinder; seat armature height range 19.5" to 25" (495 mm - 635 mm) for customers with hip height above 32" (813 mm)
 - Short cylinder; seat armature height range 15.25" to 18.5" (387 mm - 470 mm) for customers with hip height below 32" (813 mm)
- Two motion modes:
 - Seat and back locked in place
 - Seat and back syncro free movement with 2:1 ratio
- Seating adjustments: seat tilt, backrest height and tilt
- Solid surface casters
- Choice of sewn or formed upholstery



A-dec 422 assistant's stool with torso support

A-DEC 422 STANDARD FEATURES

- Unidirectional seat armature
- Adjustable seat armature height range 22.5" to 29" (572 mm - 737 mm)
- Height adjustable foot ring
- Torso support with:
 - Height adjustment
 - Pivot adjustment
 - Upholstered top surface
- Solid surface casters
- Choice of sewn or formed upholstery

DOCTOR/ASSISTANT'S STOOL CHOICES	CONFIGURED PART NUMBER	PRICE	TOTAL	ITEM PART NUMBER
<input type="checkbox"/> A-dec 421 doctor's stool	V0195.0244			-
<input type="checkbox"/> Tall cylinder	V0032.0003			-
<input type="checkbox"/> Short cylinder	V0032.0002			-
<input type="checkbox"/> A-dec 422 assistant's stool	V0195.0245			-
Subtotal			\$	
Quantity			x	
Grand Total			\$	

UPHOLSTERY COLOR CHOICES

Formed

- ☐ Amethyst
- ☐ Black
- ☐ Carbon
- ☐ Driftwood
- ☐ Hazelnut
- ☐ Indigo
- ☐ Lemongrass
- ☐ Sapphire
- ☐ Sky Blue
- ☐ Tawny

Sewn

- | | | |
|-----------------------------------|--|--------------------------------------|
| <input type="checkbox"/> Almond | <input type="checkbox"/> Diplomat Blue | <input type="checkbox"/> Poseidon |
| <input type="checkbox"/> Apricot | <input type="checkbox"/> Ebony | <input type="checkbox"/> Red |
| <input type="checkbox"/> Arctic | <input type="checkbox"/> Fuchsia | <input type="checkbox"/> Riviera |
| <input type="checkbox"/> Arugula | <input type="checkbox"/> Granite | <input type="checkbox"/> Sable |
| <input type="checkbox"/> Bayou | <input type="checkbox"/> Lapis | <input type="checkbox"/> Sassy |
| <input type="checkbox"/> Cave | <input type="checkbox"/> Pacific | <input type="checkbox"/> Schooner |
| <input type="checkbox"/> Chamois | <input type="checkbox"/> Papyrus | <input type="checkbox"/> Sky |
| <input type="checkbox"/> Charcoal | <input type="checkbox"/> Parrot | <input type="checkbox"/> St. John |
| <input type="checkbox"/> Curry | <input type="checkbox"/> Pecan | <input type="checkbox"/> Timberwolf |
| <input type="checkbox"/> Cyan | <input type="checkbox"/> Plum | <input type="checkbox"/> Vivid Punch |

Estimated shipping weight: 421 - 35 lb (16 kg); 422 - 44 lb (20 kg)
UPS shipping available

Clinical Products

Electric Motor System

- 103 KaVo
- 104 A-dec
- 105 NSK

Intraoral Camera

- 106 Acteon

Ultrasonic Scaler

- 107 Acteon
- 108 Dentsply Sirona
- 109 EMS

Curing Light

- 110 Acteon

Waterline Treatment

- 111 A-dec ICX and A-dec ICX Renew

Vacuum-Line Cleaning System

- 112 A-dec ICV Vacuum-Line Cleaning System



Electric Motor System

KaVo

Availability Varies: Contact Customer Service for Your Region's Availability




INTRATM LUX KL 703 LED Motor

STANDARD FEATURES

INTRA LUX KL 703 LED ELECTRIC MOTOR SYSTEM

- Brushless motor
- Speed range: 100 to 40,000 rpm
- Field exchangeable LED bulb
- Sterilizable
- Enabled with both restorative and endo functionality
- Up to 8 speed memory presets available in prep mode
- Powerful KL 703 LED Motor with ISO 3964 E-style coupling
- Special endo mode features both rotary and reciprocation functionality
- Seamless integration with A-dec delivery systems (see below)
 - Choice between single or dual motors
- For high-speed, low-speed, and torque controlled rotary endo applications
- Up to 16 programmable memory settings

DEALER-INSTALLED ELECTRIC MOTOR SYSTEM	LENGTH	PART NUMBER	PRICE
Control Module + Motor + Tubing Kit (1st Position)			
A-dec 532, 532pro, 533, 533pro, and 300 (ALL)	68"	54.0846.00	
A-dec 541	82"	54.0847.00	
Motor + Tubing Kit (2nd position)			
A-dec 532, 532pro, 533, 533pro, and 300 (ALL)	68"	54.0846.01	
A-dec 541	82"	54.0847.01	

ELECTRIC MOTOR TECHNICAL SPECIFICATIONS										
MODEL	SYSTEM	POWER (Watts)	SPEED RANGE (rpm)	TORQUE (Ncm)	LIGHT	LENGTH (mm)	WEIGHT (grams)	IMAGE	PART NUMBER	PRICE
KL 703 LED Motor	E-Style	45	100 - 40,000	3	Self exchangeable LED 25K LUX	34	69		54.0838.00	

Electric Motor System

A-dec

Availability Varies: Contact Customer Service for Your Region's Availability



A-dec XC10 motor


STANDARD FEATURES

A-DEC XC10 ELECTRIC MOTOR SYSTEM

- Brushless micromotor
- Speed range: 1,000 to 40,000 rpm with forward and reverse in standard mode
- Speed range: 100 to 5,000 in endo mode
- Sterilizable
- Daylight quality LED
- Up to 8 speed memory presets available in prep mode
- Smooth, precise and powerful performance
- Factory installed or dealer installed in A-dec delivery systems (see below)
- Automatically switch between high-speed and low-speed applications
- Endodontic functions with torque control and auto-reverse
- E-system compatible - accepts E-type ISO attachments
- Up to 16 programmable memory settings
- Low noise with audible torque limit warning
- Seamless integration with A-dec delivery systems (see below)
 - Choice between single or dual motors

DEALER-INSTALLED ELECTRIC MOTOR SYSTEM	LENGTH	PART NUMBER	PRICE
Control Module + Motor + Tubing Kit (1st Position)			
A-dec 532, 532pro, 533, 533pro, and 300 (non-CE version)	65"	54.1009.00	
A-dec 532, 532pro, 533, 533pro, and 300 (CE version)	65"	54.1020.00	
A-dec 541 (non-CE version)	82"	54.1010.00	
A-dec 541 (CE version)	82"	54.1021.00	
Motor + Tubing Kit (2nd position)			
A-dec 532, 532pro, 533, 533pro, and 300 (non-CE version)	65"	54.1009.01	
A-dec 532, 532pro, 533, 533pro, and 300 (CE version)	65"	54.1020.01	
A-dec 541 (non-CE version)	82"	54.1010.01	
A-dec 541 (CE version)	82"	54.1021.01	

ELECTRIC MOTOR TECHNICAL SPECIFICATIONS

MODEL	SYSTEM	APPLICATION	SPEED RANGE (rpm)	TORQUE (Ncm)	LIGHT	LENGTH (mm)	WEIGHT (grams)	IMAGE	PRICE
A-dec XC10	E-Type	General Restorative Endodontic Prophylaxis	100 - 40,000	3	LED light in motor	31.7	67		

Electric Motor System

NSK

Availability Varies: Contact Customer Service for Your Region's Availability




A-dec NLZ motor (Manufacturing partner NSK)

STANDARD FEATURES

- Brushless micromotor
- Speed range: 1,000 to 40,000 rpm with forward and reverse in standard mode
- Speed range: 100 to 5,000 in endo mode
- Sterilizable
- Daylight quality LED
- Up to 8 speed memory presets available in prep mode
- Factory installed or dealer installed in A-dec delivery systems (see below)
- Automatically switch between high-speed and low-speed applications
- Endodontic functions with torque control and auto-reverse
- E-system compatible - accepts E-type ISO attachments
- Up to 16 programmable memory settings
- Low noise with audible torque limit warning

ELECTRIC MOTOR COMPARISON CHART

MODEL	APPLICATION	RECOMMENDED ATTACHMENTS*	POWER (Watts)	SPEED RANGE (rpm)	TORQUE (Ncm)	LIGHT	LENGTH (mm)	WEIGHT (grams)	IMAGE
NLZ	General Restorative Endodontic Prophylaxis	Ti-Max Z Ti-Max X S-Max M EX	65	1,000 - 40,000 (100 - 5,000 in endo mode)	4	LED light in motor	30.8	57 (micromotor only)	

*Only available from an NSK dealer

NLZ AND NLX COMPONENTS	PART NUMBER	PRICE
Control module for NLZ (non-CE version)	54.0601.01	
Control module for NLZ (CE version)	54.0986.01	
NLZ		
NLZ motor (non-CE version)	54.0602.00	
NLZ motor (CE version)	54.0985.00	
Tubing assembly 68"	54.0689.01	
Tubing assembly 82"	54.0604.01	
NLX nano		
NLX Nano motor	54.0438.00	
Tubing assembly 61"	54.0442.00	
Tubing assembly 68"	54.0707.01	

NLZ DELIVERY SYSTEM MODULES	PART NUMBER	PRICE
Dual Control Module + Motor + Tubing Kit (1st position)		
A-dec 532, 532pro, 533, 533pro, and all A-dec 300 (non-CE version)	54.0726.00	
A-dec 532, 532pro, 533, 533pro, and all A-dec 300 (CE version)	54.1014.00	
A-dec 541 (non-CE version)	54.0606.00	
A-dec 541 (CE version)	54.1015.00	
Motor + Tubing Kit (2nd position)		
A-dec 532, 532pro, 533, 533pro, and all A-dec 300 (non-CE version)	54.0726.01	
A-dec 532, 532pro, 533, 533pro, and all A-dec 300 (CE version)	54.1014.01	
A-dec 541 (non-CE version)	54.0606.01	
A-dec 541 (CE version)	54.1015.01	



1434

Intraoral Camera

Acteon

Availability Varies: Contact Customer Service for Your Region's Availability

STANDARD FEATURES

ACTEON C20

- Fits securely in all A-dec delivery system instrument holders for convenient access and storage
- High-definition imaging (1920 x 1080 resolution) for clear, clinically relevant visuals
- Dimensions
 - Width: 26.9 mm
 - Height: 23.3 mm
 - Length: 200.9 mm
- Fixed focus ensures consistent image clarity from 12 mm to 50 mm without manual adjustments
- Plug-and-play functionality for simple integration into practice workflows
- Quick disconnect cord set allows easy sharing of the camera between operatories
- Lightweight and ergonomic design (35 g) minimizes clinician fatigue
- TWAIN driver compatibility ensures images are automatically saved to patient records
- Provides a cost-effective intraoral imaging solution for improved patient communication

NOTE: Image capture is controlled directly on the camera handpiece and cannot be operated via the foot control.



Acteon C20

DEALER-INSTALLED INTRAORAL CAMERA SYSTEM	PART NUMBER	PRICE
Acteon intraoral camera handpiece	54.0950.00	
Acteon intraoral camera cord set	54.0948.00	
Accessories		
A-dec USB 2.0 powered hub	90.1690.00	

NOTE: For chair-mounted delivery systems, a powered USB hub is required in both the control head and the floor box to ensure data integrity. For cabinet-mounted delivery systems, only one powered USB hub is needed in the control head.

Ultrasonic Scaler

Acteon

STANDARD FEATURES

SATELEC NEWTRON SLIM AND SLIM B.LED

- Integrates easily with A-dec 500, A-dec 300 delivery systems
- Patented Cruise Control® system providing precise vibration and consistent power regardless of treatment
- Auto-tuning technology guarantees the tip is in the exact vibration frequency in the range of 28 kHz to 36 kHz, which insures accurate tip speed
- Feedback technology automatically regulates power in the handpiece to make sure there is no loss of power during increased loads
- Push-pull technology controls the back and forth action of each tip from 0–170 micrometers providing smooth vibrations for increased patient comfort and tactile sense for the clinician
- LED lit handpiece provides 100,000 lux of illumination for better visibility
- Compatibility with 85 different tips for scaling, periodontics, endodontics, and restorative procedures
- Introductory tip kit sold separately (1 each, 10Z and H3 tips)
- Sterilizable handpiece
- Wide power range from a minimum 2 VA to a maximum 26 VA

SATELEC NEWTRON SLIM

- Handpiece core comprised of titanium for light weight and resistance to corrosion
- Thinner body and lightweight (44 grams)
- More flexible cord for better ergonomics
- Detachable, autoclavable nose cone



Satelec Newtron Slim ultrasonic scaler

SATELEC NEWTRON SLIM B.LED

- Handpiece core comprised of titanium for light weight and resistance to corrosion
- Thinner body and lightweight (48 grams)
- More flexible cord for better ergonomics
- Detachable autoclavable nose cone
- Provides exceptional intraoral and dental plaque visibility with six high power LEDs (100,000 lux)



Satelec Newtron Slim B.LED ultrasonic scaler

DEALER-INSTALLED CONTROL MODULE AND CORD SET SYSTEM	LENGTH	PART NUMBER	PRICE
Analog			
A-dec 300 (all models with 300 Deluxe Touchpad)	61"	54.0582.00	
Analog scaler connection kit*		54.0923.01	
CAN			
A-dec 532, 532pro, 533, 533pro, and all 300 Pro models (excluding 341pro)	61"	54.1042.00	
A-dec 541, 541pro, and 341pro	81"	54.1043.00	

NOTE: *Required for installation on 300 Pro and 500 Pro systems

ULTRASONIC HANDPIECES AND COMPONENTS	PART NUMBER	PRICE
Satelec Newtron Slim ultrasonic handpiece only	54.0580.00	
Satelec Newtron Slim B.LED ultrasonic handpiece only	54.0581.00	
Satelec ultrasonic handpiece tip kit	54.0406.00	
Potentiometer control kit for Satelec ultrasonic instruments	54.0202.00	

NOTE: A-dec 500 and A-dec 300 deliveries with standard or no touchpad require field installation of kits with a potentiometer.



Ultrasonic Scaler

Dentsply Sirona*

Availability Varies: Contact Customer Service for Your Region's Availability

STANDARD FEATURES

CAVITRON STERI-MATE AND STERI-MATE 360

- 30k magnetostrictive ultrasonic technology
- Patented Sustained Performance System (SPS™) technology adjusts system power to maintain tip stroke regardless of clinical load and conditions allowing for scaling efficiency and improved patient comfort even at lower power settings
- Blue Zone™ extended low power range for added performance advantages and patient comfort
- Lavage (water) control conveniently located on the handpiece allows easy adjusting without turning away from patient
- Integrates easily into A-dec 500 and A-dec 300 delivery systems
- Standard or no touchpad delivery systems need a potentiometer kit, which can be purchased from Dentsply Sirona
- Each kit contains the handpiece, controller, tubing and parts needed for installation into A-dec delivery systems

CAVITRON STERI-MATE

- Detachable and autoclavable handpiece reduces cross-contamination for enhanced infection control



Cavitron Steri-Mate ultrasonic scaler

CAVITRON STERI-MATE 360

- Rotating handpiece nose allows for effortless rotation of an ultrasonic insert within the anterior and posterior of the oral cavity
- Detachable and autoclavable handpiece reduces cross-contamination for enhanced infection control



Cavitron Steri-Mate 360 ultrasonic scaler



Cavitron® Scaling

*NOTE: PURCHASE YOUR DEALER-INSTALLED SYSTEMS FROM DENTSPLY SIRONA

To place an order, contact your local Dentsply Sirona Professional distributor, or call Dentsply Sirona Professional Customer Service at 1.800.989.8826 or visit www.professional.dentsply.com

DEALER-INSTALLED ULTRASONIC SCALER SYSTEM	LENGTH	CAVITRON PART NUMBER	PRICE
Cavitron Steri-Mate			
A-dec 532, 532pro, 533, 533pro, and A-dec 300	66"	8800203	
A-dec 541	82"	8800204	
Cavitron Steri-Mate 360			
A-dec 532, 532pro, 533, 533pro, and A-dec 300	66"	8800201	
A-dec 541	82"	8800202	
DEALER-INSTALLED POTENTIOMETER KIT			
Cavitron Potentiometer Kit for A-dec delivery systems with standard or no touchpad		81365	

FOR PRICING OF A-DEC FACTORY INSTALLED CAVITRON SCALER SEE EQUIPMENT PAGES OF THE A-DEC 500 AND A-DEC 300 UNITS

Ultrasonic Scaler

EMS

STANDARD FEATURES

PIEZON® NO PAIN

- Integrates into A-dec 500 and A-dec 300 delivery systems
- Kit contains the following:
 - Ultrasonic generator (module)
 - Handpiece
 - Two tips (P & PS)
 - Tubing
 - Wire harness
 - Installation accessories
- Unibody construction for low operating noise and vibrations
- Six durable, encapsulated LEDs with 5,000K illumination
- Automatic LED on/off with handpiece pick-up and put-down
- Optimal diameter and lightweight, well-balanced ergonomic design
- Thin handpiece nose
- Medical-grade resin body
- Innovative light guide with microlens
- Thermodisinfectable and sterilizable
- Standard or no-touchpad delivery systems require a potentiometer kit



PIEZON® NO PAIN

*NOTE: PURCHASE YOUR DEALER-INSTALLED SYSTEMS FROM EMS

To place an order, contact your local EMS regional office or your local EMS regional distributor or send inquiry to info@ems-ch.com

DEALER-INSTALLED ULTRASONIC SCALER SYSTEM	EMS PART NUMBER
PIEZON® NO PAIN LED kit (English, French, German, Italian, Spanish, Swedish)	FS-437-A
PIEZON® NO PAIN LED kit (Czech, English, Greek, Polish, Russian, Turkish)	FS-437-B
PIEZON® NO PAIN LED kit (Danish, Dutch, English, Finnish, Norwegian, Swedish)	FS-437-C
PIEZON® NO PAIN kit (English, French, German, Italian, Spanish, Swedish)	FS-438-A
PIEZON® NO PAIN kit (Czech, English, Greek, Polish, Russian, Turkish)	FS-438-B
PIEZON® NO PAIN kit (Danish, Dutch, English, Finnish, Norwegian, Swedish)	FS-438-C
Potentiometer Kit	EK-411

FOR PRICING PLEASE CONTACT LOCAL EMS REGIONAL OFFICE

EMS⁺
MAKE ME SMILE.

Curing Light

Acteon

STANDARD FEATURES

SATELEC MINI LED

- Integrates easily with A-dec delivery systems (see below)
- Standard light guide (7.5 mm) produces a minimum 1,250 mWatt/cm²
- Light guide is autoclavable
- Produces light between 420 nm and 480 nm
- Mount to either doctor's or assistant's controls
- Enables rapid curing without generating heat
- Three curing modes:
 - Fast: Full intensity for 10 seconds
 - Pulse: Ten 1.0 second pulses at 0.25 second intervals
 - Rampin: 10 second ramp up to full power, then 10 seconds at full power
- 1,250 mWatt/cm² power at 7.5 mm, 2,000 mWatt/cm² power at 5.5 mm



Satelec Mini LED curing light

DEALER-INSTALLED CURING LIGHT SYSTEMS BY DELIVERY SYSTEM MODEL NUMBER	COLOR AND LENGTH	PART NUMBER	PRICE
Satelec Mini LED Curing Light			
A-dec 532, 532pro, 533, 533pro, 541, 545, and 545sta	Gray 3, 117"	54.0291.00	
	Surf 6, 117"	54.0185.00	
A-dec 332, 332pro, 333, 333pro, 334, 334pro, 335, 335pro, 336, 336pro, 342, and 342pro	Gray 3, 117"	54.0291.00	

ACCESSORY AND UNITIZED HOLDERS FOR FIELD INTEGRATION	PART NUMBER SURF	PART NUMBER WHITE	PRICE
Accessory holder, non-active, for 541, 545, 545sta, 551, and 551sta	99.0653.01	99.0653.03	
Accessory holder, non-active, for 532, 532pro, 533, and 533pro	-	99.0681.01	
Accessory holder, non-active, for A-dec 300 delivery systems	-	77.0919.00	
Cascade unitized 3-position left holder	99.0619.00	-	
Cascade unitized 3-position right holder	99.0618.00	-	



Waterline Treatment - A-dec ICX and A-dec ICX Renew

Availability Varies: Contact Customer Service for Your Region's Availability



A-dec ICX waterline treatment tablet

A-DEC ICX WATERLINE TREATMENT STANDARD FEATURES

- Maintains dental unit waterline effluent ≤ 10 CFU/mL
- Reduces build-up of deposits
- Continuously present in water; provides a preventive, proactive solution
- Remains active in water for at least two weeks during periods of nonuse
- Eliminates the need to purge waterlines at night
- Compatible for use with restorative bonding materials. Will not affect bond strength
- Gentle on dental equipment



A-dec ICX Renew waterline shock treatment

A-DEC ICX RENEW STANDARD FEATURES

- Penetrates and removes the build-up of odor and foul-tasting microbial contamination bacteria
- Blue color lets you know the solution is hard at work in the waterlines
- Non-corrosive and gentle on equipment
- Will not corrode or clog waterlines
- Odorless formula

ICX WATERLINE TREATMENT TABLETS	PART NUMBER	PRICE	TOTAL
One case of ICX treatment tablets, 2-liter size 1,800 treatments: 50 tablets per box, 36 boxes per case	90.1065.00		
One case of ICX treatment tablets, 0.7-liter size 1,800 treatments: 50 tablets per box, 36 boxes per case	90.1064.00		
Subtotal			\$
ICX RENEW WATERLINE SHOCK TREATMENT	PART NUMBER	PRICE	TOTAL
One case of ICX Renew dental unit waterline shock treatment 4 boxes per case, 9 applications per box	90.1691.00		
Subtotal			\$
Quantity			x
Grand Total			\$



0.7-liter water bottle



2-liter water bottle



Infection Control - Vacuum-Line Cleaning System

A-dec Universal ICV System



Universal ICV vacuum-line cleaning system

STANDARD FEATURES

- Simple 3-step operation for vacuum-line cleaning
- Variable timed cycle
- Easy-to-fill tank
- Requires minimum 7" W x 20" D x 21" H (178 mm x 508 mm x 533 mm) module for fluid tank storage
- Safer and cleaner than other vacuum-line cleaning methods

NOTE: A-dec ICV for A-dec Inspire is ordered within the cabinet module

UNIVERSAL ICV VACUUM-LINE CLEANING SYSTEM CHOICES	PART NUMBER	PRICE	TOTAL
Single control panel, connectors for two standard (11 mm) HVEs and one SE <input type="checkbox"/> 120V <input type="checkbox"/> 240V	77.0614.00 77.0615.00		
<input type="checkbox"/> Single control panel, connectors for two large bore (15 mm) HVEs and one SE, 240V	77.0616.00		
<input type="checkbox"/> Dual control panels, connectors for two large bore (15 mm) HVEs and one SE (per control panel), 240V	77.0617.00		
Dual control panels, connectors for two standard (11 mm) HVEs and one SE (per control panel), <input type="checkbox"/> 120V <input type="checkbox"/> 240V	77.0618.00 77.0619.00		
Subtotal			\$
Quantity			x
Grand Total			\$



Estimated shipping weight: 10 lb (4.5 kg)
UPS shipping available

Upgrades and Accessories



A-dec 360 upgrades and accessories allows for versatility and growth in existing offices. Adding or replacing field installable options.

Refresh an operator's with an LED retrohead light or new upholstery. Replace worn items such as trays or instrument pads.

A-dec supports equipment long after the initial installation.

Chair Accessories

- 115 Chair Upholstery
- 116 Floor Boxes
- 120 Power Supplies and Cables

Delivery Accessories

- 118 Foot Controls
- 119 A-dec Relay Module, Intraoral Light Source and Data Cables
- 122 Autoclavable Syringes
- 123 Touchpads
- 124 Tray Holders and Trays
- 126 Tubing - Handpieces
- 127 Vacuum Components
- 129 QD Kits
- 130 Handpiece Holders and Whip Assemblies

Preventive Maintenance

- 131 Annual Maintenance Kit Sets

Upholstery

Please have chair serial number information available for replacement upholstery.

To replace custom or special sewn upholstery on A-dec chairs, contact Customer Service. UPS shipping available.

View the latest information on upholstery, laminate, and solid surface colors by visiting Inspire Me, our virtual operatory color tool on a-dec.com. You will find color previews and part numbers for sewn and formed upholstery as well as laminates, solid surface, and quartz offerings. Experiment with creating a room with various colors of upholstery, cabinetry, and countertops. Once you have finished exploring, you can order color samples.

Sewn





- | | | |
|-----------------------------------|--|--------------------------------------|
| <input type="checkbox"/> Almond | <input type="checkbox"/> Diplomat Blue | <input type="checkbox"/> Poseidon |
| <input type="checkbox"/> Apricot | <input type="checkbox"/> Ebony | <input type="checkbox"/> Red |
| <input type="checkbox"/> Arctic | <input type="checkbox"/> Fuchsia | <input type="checkbox"/> Riviera |
| <input type="checkbox"/> Arugula | <input type="checkbox"/> Granite | <input type="checkbox"/> Sable |
| <input type="checkbox"/> Bayou | <input type="checkbox"/> Lapis | <input type="checkbox"/> Sassy |
| <input type="checkbox"/> Cave | <input type="checkbox"/> Pacific | <input type="checkbox"/> Schooner |
| <input type="checkbox"/> Chamois | <input type="checkbox"/> Papyrus | <input type="checkbox"/> Sky |
| <input type="checkbox"/> Charcoal | <input type="checkbox"/> Parrot | <input type="checkbox"/> St. John |
| <input type="checkbox"/> Curry | <input type="checkbox"/> Pecan | <input type="checkbox"/> Timberwolf |
| <input type="checkbox"/> Cyan | <input type="checkbox"/> Plum | <input type="checkbox"/> Vivid Punch |

Formed

- | | | |
|------------------------------------|-------------------------------------|-----------------------------------|
| <input type="checkbox"/> Amethyst | <input type="checkbox"/> Hazelnut | <input type="checkbox"/> Sky Blue |
| <input type="checkbox"/> Black | <input type="checkbox"/> Indigo | <input type="checkbox"/> Tawny |
| <input type="checkbox"/> Carbon | <input type="checkbox"/> Lemongrass | |
| <input type="checkbox"/> Driftwood | <input type="checkbox"/> Sapphire | |

Replacement upholstery sets:

Sets include headrest cushion, back, seat, toeboard cover, and armrest where applicable.

PRODUCT DESCRIPTION	CONFIGURED PART NUMBER	PRICE
A-dec 511		
<input type="checkbox"/> White	VC0009.0002	
<input type="checkbox"/> Surf (Only available in S01 or F01)	VC0009.0001	
<input type="checkbox"/> Sewn	VC0463.0011	
 <input type="checkbox"/> Sewn S01 upholstery		
 <input type="checkbox"/> Sewn S02 upholstery		
<input type="checkbox"/> Formed	VC0463.0010	
 <input type="checkbox"/> Formed F01 upholstery		
 <input type="checkbox"/> Formed F02 upholstery		
A-dec 411		
<input type="checkbox"/> Sewn	VC0463.0007	
<input type="checkbox"/> Formed	VC0463.0200	
<input type="checkbox"/> For knob-style headrest	VC0035.0002	
<input type="checkbox"/> For lever-style headrest	VC0035.0001	
A-dec 311 (Version B)		
<input type="checkbox"/> Sewn (Includes dual-articulating headrest cushion)	VC0463.0167	
<input type="checkbox"/> Formed (Includes dual-articulating headrest cushion)	VC0463.0166	
A-dec 311 (Version A)		
<input type="checkbox"/> Sewn	VC0463.0205	
<input type="checkbox"/> Formed	VC0463.0198	
<input type="checkbox"/> For dual-articulating headrest	VC0035.0004	
<input type="checkbox"/> For adjustable neck support (Not allowed on 311A sewn)	VC0035.0005	
Performer (III & Version B)		
<input type="checkbox"/> Performer III Formed	VC0463.0204	
<input type="checkbox"/> Performer (version B) Formed	VC0463.0238	
<input type="checkbox"/> Narrow back style	VC0013.0002	
<input type="checkbox"/> Contoured back style	VC0013.0001	

PRODUCT DESCRIPTION	ITEM PART NUMBER	PRICE
Dental Booster Seat		
<input type="checkbox"/> Ebony	62.1311.77	
<input type="checkbox"/> Parrot	62.1311.96	

PRODUCT DESCRIPTION	CONFIGURED PART NUMBER	PRICE
Cascade/Decade/Decade Plus		
<input type="checkbox"/> Cascade 1040 sewn	VC0463.0024	
<input type="checkbox"/> Cascade 1040 formed	VC0463.0192	
<input type="checkbox"/> Decade 1021/1011 formed	VC0463.0189	
<input type="checkbox"/> Decade Plus 1221 sewn	VC0463.0027	
<input type="checkbox"/> Decade Plus 1221 formed	VC0463.0195	
A-dec 200		
<input type="checkbox"/> Formed	-	
Doctor's Stools		
<input type="checkbox"/> 521 doctor's upholstery set, sewn	VC0463.0225	
<input type="checkbox"/> 521 doctor's seat upholstery, sewn	VC0463.0219	
<input type="checkbox"/> 521 doctor's back upholstery, sewn	VC0463.0211	
<input type="checkbox"/> 421 doctor's upholstery set, sewn (Previously 1601 Contoured)	VC0463.0227	
<input type="checkbox"/> 421 doctor's upholstery set, formed (Previously 1601 Contoured)	VC0463.0227	
Assistant's Stools		
<input type="checkbox"/> 522 assistant's seat upholstery, sewn	VC0463.0220	
<input type="checkbox"/> 522 assistant's back upholstery, sewn	VC0463.0212	
<input type="checkbox"/> 422 assistant's upholstery set, sewn (Previously 1622 Contoured round)	VC0463.0230	
<input type="checkbox"/> 422 assistant's upholstery set, formed (Previously 1622 Contoured round)	VC0463.0230	

Note: For A-dec 200 stool upholstery replacement please contact Customer Service

PRODUCT DESCRIPTION	ITEM PART NUMBER	PRICE
Headrest Mechanisms		
<input type="checkbox"/> Lever-style (White)	90.1091.01	
<input type="checkbox"/> Knob-style 311 (version B)/411	62.1195.00	
<input type="checkbox"/> Knob-style 311 (version A)	62.0631.01	
<input type="checkbox"/> Cascade/Decade/Performer/ A-dec 200 (White)	61.2265.01	

PRODUCT DESCRIPTION	ITEM PART NUMBER	PRICE
Armrest Kits		
<input type="checkbox"/> 511 (version B)	90.1686.00	

Floor Boxes

A-DEC 511/411/311 (VERSION B) FLOOR BOX



- White 2 cover
- Does not include umbilical or utilities
- 17" x 16.5" (432 mm x 419 mm)
- With outer convolute umbilical cover

PRODUCT DESCRIPTION	PART NUMBER	PRICE
Floor box and cover	41.1506.01	
Floor box frame only	41.1467.01	
Cover only, White 2	41.1552.01	
Master toggle kit	90.1088.01	
Air filter/regulator A-dec 511 only	24.0475.00	
Air filter/regulator A-dec 311 and 411	24.0463.01	
Water filter/regulator	24.0474.00	
22" (25 mm) outer convolute umbilical cover	024.273.01	

A-DEC 500 REMOTE STAINLESS STEEL FLOOR BOX



- Gray 3 cover
- Includes 7' (2,134 mm) umbilical
- Use with non-chair mounted delivery system
- 5.5" x 14.5" x 17" (140 mm x 368 mm x 432 mm)
- Includes mounting hardware
- Includes stainless steel frame and cover

PRODUCT DESCRIPTION	PART NUMBER	PRICE
541/545 Remote stainless steel floor box kit	41.1490.01	
Large floor box frame and cover	41.1456.01	
Floor box frame only	41.1507.00	
Cover only, Gray 3	41.0413.01	
Air filter/regulator	24.0475.00	
Water filter/regulator	24.0474.00	

A-DEC 300 REMOTE FLOOR BOX



- Gray 3 cover
- Includes 3' (914 mm) umbilical
- Hole plugs
- Mounting hardware
- 5.5" x 14.5" x 17" (140 mm x 368 mm x 432 mm)

PRODUCT DESCRIPTION	PART NUMBER	PRICE
Remote stainless steel floor box and cover	77.1019.00	
Floor box frame only	41.1507.00	
Cover only, Gray 3	41.0413.01	

Floor Boxes

LARGE STAINLESS STEEL FLOOR BOX



- Surf 4 cover
- Does not include umbilical or utilities
- 5.5" x 14.5" x 17" (140 mm x 368 mm x 432 mm)

PRODUCT DESCRIPTION	PART NUMBER	PRICE
Large stainless steel floor box frame and cover	41.1456.00	
Floor box frame only	41.0414.00	
Cover only, Surf 4	41.0413.00	

MOUNTING KIT

For use with:

- Stainless steel floor boxes

PRODUCT DESCRIPTION	PART NUMBER	PRICE
Mounting kit, Gray 3	41.1454.01	
Mounting kit, Surf 4	41.1454.00	

MEDIUM STAINLESS STEEL FLOOR BOX



- Surf 4 cover
- Does not include umbilical or utilities
- Includes mounting hardware
- 5.5" x 9" x 14" (140 mm x 229 mm x 356 mm)

PRODUCT DESCRIPTION	PART NUMBER	PRICE
Medium stainless steel floor box frame and cover	41.1455.00	
Floor box frame only, with plugs	41.0408.00	
Cover only, Surf 4	41.0407.00	

SMALL STAINLESS STEEL FLOOR BOX



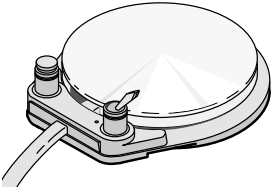
- Surf 4 cover
- Does not include umbilical or utilities
- Includes mounting hardware
- 4.5" x 7" x 8" (114 mm x 178 mm x 203 mm)

PRODUCT DESCRIPTION	PART NUMBER	PRICE
Small stainless steel floor box frame and cover	41.0034.00	

Foot Controls

WET/DRY FOOT CONTROL

with chip blower/accessory button and wet/dry toggle

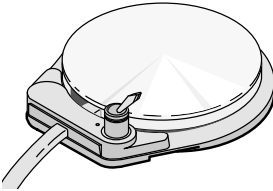


- Modulates variable speed operation with foot pressure applied in any position
- Wet/dry toggle operates on/off control for coolant water
- Chip blower for use with air turbine, electric handpiece, A-dec camera, as well as ultrasonic instruments

PRODUCT DESCRIPTION	PART NUMBER GRAY 3	PRICE
A-dec 532/533 foot control, 5' (1,524 mm)	38.1829.00	
A-dec 541 foot control, 16' (4,876 mm)	38.1829.01	
A-dec 332/333 foot control, 5' (1,524 mm)	38.1862.00	
A-dec 334/335 foot control, 9' (2,743 mm)	38.1838.00	
Cascade/Radius foot control, 9' (2,743 mm)	38.1889.00	

WET/DRY FOOT CONTROL

with wet/dry toggle



- Modulates variable speed operation with foot pressure applied in any position
- Wet/dry toggle operates on/off control for coolant water
- Use for both the air turbine or electric handpiece

PRODUCT DESCRIPTION	PART NUMBER GRAY 3	PRICE
A-dec 332/333 foot control, 5' (1,524 mm)	38.1834.00	
A-dec 334/335 foot control, 9' (2,743 mm)	38.1821.00	
Cascade/Radius foot control, 9' (2,743 mm)	38.1890.00	

LEVER FOOT CONTROL

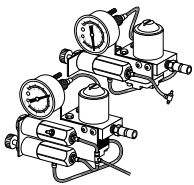
wet/dry foot control with chip blower/accessory button



- Superior speed modulation with side to side movement
- Intuitive, eyes free, wet/dry operation
- Ergonomic foot placement during operation

PRODUCT DESCRIPTION	PART NUMBER GRAY 3	PRICE
Lever foot control, 5' (1,524 mm)	38.1871.00	
Lever foot control, 9' (2,743 mm)	38.1871.02	
Lever foot control, 16' (4,877 mm)	38.1871.03	
A-dec 300 chip blower kit	90.1546.00	

UNIVERSAL AIR AND WATER FILTER REGULATOR UTILITY KIT



- Includes air filter/regulator, water filter/regulator, filter screen kit, filters, and necessary hardware

PRODUCT DESCRIPTION	PART NUMBER	PRICE
Universal utility kit	24.0471.00	

Electrical

A-dec Relay Module, Intraoral Light Source, and Data Cables

A-DEC RELAY MODULE



The A-dec relay module allows flexibility in turning electrical devices on and off within the treatment room or building from one of the touchpads. The A-dec relay module can be for items such as, non-A-dec lighting or equipment. This module functions with both the Standard and Deluxe touchpads. It operates similar to an air-electric switch but uses electrical signals from the data communication system instead of air signals.

A-dec recommends installation of the A-dec relay module be performed by a certified electrical technician

PRODUCT DESCRIPTION

A-dec relay module

PART NUMBER

90.1080.00

PRICE

QUAD VOLTAGE INTRAORAL LIGHT SOURCE



- Fiber-optic intraoral light source
- Requires fiber-optic handpiece tubing, 24 VAC
- All IOLS come equipped to light (2) handpieces
- A-dec 300 kit equipped to light (4) handpieces
- To add additional handpieces order the QVIOLS switch kit

PRODUCT DESCRIPTION

Quad volt IOLS kit for A-dec 300
(Equipped to light (4) handpieces)

PART NUMBER

90.1168.00

PRICE

Quad volt IOLS kit for 3420/2561

90.1359.00

Quad volt IOLS kit for 4631

90.1360.00

QVIOLS switch kit

90.1382.00

A-DEC 500 AND 300 DATA CABLES AND DATA BOARD

6-position, 1.5' (457 mm)

041.637.00

6-position, 3.5' (1,029 mm)

041.637.06

6-position, 7' (2,134 mm)

041.637.04

6-position, 8.5' (2,589 mm)

041.637.05

6-position, 13' (4,010 mm)

041.637.02

6-position, 25' (7,614 mm)

041.555.00

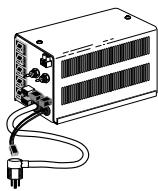
Kit, 25' data cable and 2 adapters

041.554.00

Electrical

Power Supplies and Cables

300-WATT POWER SUPPLY



- Required for intraoral camera and electric motors
- Provides power for multiple electrical accessories such as fiber-optics, low voltage water heater/heated syringe tubing, dental light, ultrasonic instrument, and curing light.
- Fits the large, contoured, and recessed floor boxes
- QD connectors
- Uses resettable circuit breakers rather than fuses

PRODUCT DESCRIPTION

PART NUMBER

PRICE

A-dec 500, 400, 300 Chair Power Supplies

511/411/311 300-watt, 100V

511/411/311 300-watt, 110-120V

511/411/311 300-watt, 220-240V

90.1941.00

90.1942.00

90.1943.00

A-dec 362, 541, 545, and 570/570L Power Supplies

300-watt, 100V

300-watt, 110-120V

300-watt, 220-240V

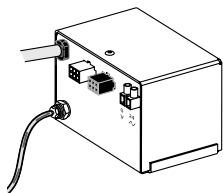
43.0259.00

43.0260.00

43.0261.00

NOTE: When purchasing a power supply, consider both present and future electrical accessories. Buying a 300-watt power supply now will make it economical to add electrical accessories in the future.

25-WATT POWER SUPPLY



- Provides power to A-dec intraoral light source
- Includes air-electric switch, indicator light, 6-pin and 2-connector, and 2-position terminal strip
- Output is rated 24 VAC 1 Amp
- Output is protected against short circuit and overload conditions with automatically resetting thermostat

PRODUCT DESCRIPTION

PART NUMBER

PRICE

4631, 545, 2671 Power Supplies

25-watt, 100V, kit

25-watt, 110-120V, kit

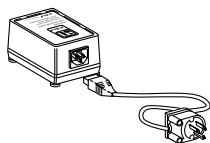
25-watt, 220-240V, kit

28.1479.00

28.1480.00

28.1481.00

60-WATT POWER SUPPLY



- Provides power to A-dec intraoral light source

PRODUCT DESCRIPTION

PART NUMBER

PRICE

60-watt, 110V-240V

45.1268.00

Electrical

Power Supplies and Cables

POWER SUPPLY CABLES



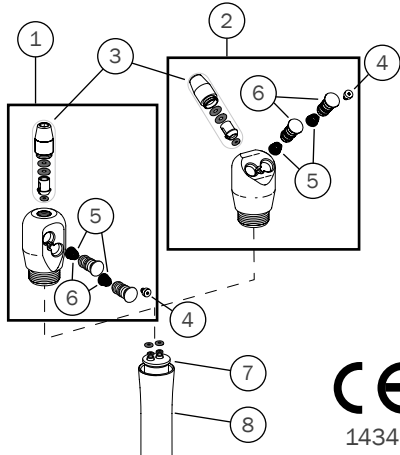
- Required if you are connecting a delivery system or assistant's instrumentation to a power supply
- Refer to the table below to determine your cable needs

300W POWER SUPPLY LOCATED IN A-DEC CHAIR	DELIVERY	DESCRIPTION	PART NUMBER	PRICE
511B, 411, or 311 chair with universal chair board (Chair power supplies manufactured after June 2023)	A-dec 541	Power cable kit	77.0707.00	
	A-dec 545sta	Power cable kit	77.2245.00	
	A-dec 342pro	Power cable kit	77.2305.00	
511A/511B chair (Chair power supplies manufactured June 2023 or earlier)	A-dec 541	Power cable kit	77.0707.00	
	A-dec 545sta	Power cable kit	77.2294.00	
	A-dec 342pro	Power cable kit	77.2304.00	
311 or 411 chair (Chair power supplies manufactured June 2023 or earlier)	A-dec 541	Power cable kit	77.0980.00	
	A-dec 545sta	Power cable kit	77.2293.00	
	A-dec 342pro	Power cable kit	77.2303.00	
300W POWER SUPPLY LOCATED REMOTELY	DELIVERY	DESCRIPTION	PART NUMBER	PRICE
Power cables only	A-dec 541	Cable, 15' (4,572 mm); 4pin to 4pin; Delivery	(1) 43.0328.01	
		Cable, 15' (4,572 mm); 6-pin to 6-pin; Assistant's	(1) 43.0093.00	
	A-dec 545sta	Cable, 15' (4,572 mm); 6-pin to 4-pin; Assistant's	43.0095.00	
	A-dec 342pro	Cable, 15' (4,572 mm); 342pro to 4pin	43.0613.01	
Power cables, umbilical, and floor box	A-dec 541	Floor box, 9' power cables, and 7' umbilical	77.2246.00	
	A-dec 545sta			
	A-dec 342pro	Floor box, 9' power cables, and 7' umbilical	77.2248.00	
EXTENSION KIT			PART NUMBER	PRICE
1/8" Air line extension kit, 25' (7,620 mm)*			90.1129.00	

Note: *Included in power cable kits where power supply is located in an A-dec chair

Syringes

AUTOCLAVABLE MINI HEAD SYRINGE ASSEMBLIES



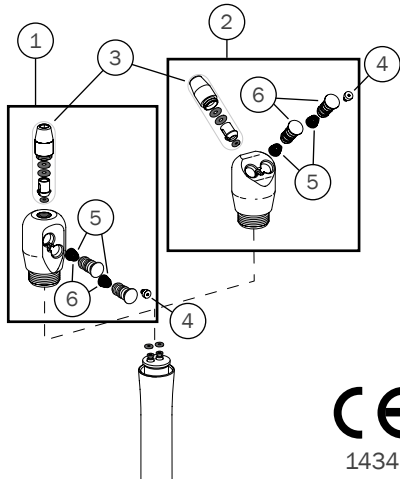
REF	DESCRIPTION	PART NUMBER	PRICE
1	Continental syringe head assembly, small	23.1277.00	
2	Traditional syringe head assembly, small	23.1278.00	
3	Syringe nut assembly, non-locking	23.1112.00	
	Syringe nut assembly, locking	23.1090.00	
4	Syringe button screw, 2-56 (5)	23.1193.01	
5	Conical compression spring (10)	013.064.01	
6	Button valve assembly (2)	23.1232.01	
7	Terminal barb assembly	23.1361.00	
	Terminal barb assembly, 2 barb, QD	23.1403.00	
8	Syringe handle	23.1250.00	

AUTOCLAVABLE SYRINGE FULL ASSEMBLIES

- Includes syringe head, tubing, terminal barb assembly, and flow control clamp

PRODUCT DESCRIPTION	PART NUMBER	PRICE
Traditional		
Traditional syringe assembly, 7' (2,134 mm)	23.1375.00	
Traditional syringe assembly, 12' (3,657 mm)	23.1376.00	
Traditional syringe assembly, with QD terminal barb assembly, 7' (2,134 mm)	23.1374.00	
Traditional syringe assembly, with QD terminal barb assembly, 11' (3,353 mm)	23.1402.00	
Air-only, Traditional syringe assembly, with QD terminal barb assembly, 7' (2,134 mm)	23.1429.00	
Continental		
Continental syringe assembly, with QD terminal barb assembly, 7' (2,134 mm)	23.1373.00	
Air-only, Continental syringe assembly, with QD terminal barb assembly, 7' (2,134 mm)	23.1430.00	

AUTOCLAVABLE WARM WATER SYRINGE ASSEMBLIES FOR A-DEC 300 AND A-DEC 500



REF	DESCRIPTION	PART NUMBER	PRICE
1	Continental syringe head assembly, small	23.1277.00	
2	Traditional syringe head assembly, small	23.1278.00	
3	Syringe nut assembly, non-locking	23.1112.00	
	Syringe nut assembly, locking	23.1090.00	
4	Syringe button screw, 2-56 (5)	23.1193.01	
5	Conical compression spring (10)	013.064.01	
6	Button valve assembly (2)	23.1232.01	
	Printed circuit board (Includes mounting hardware)	23.1314.00	
	Printed circuit board for A-dec 545 (Includes mounting hardware)	23.1314.01	

WARM WATER SYRINGE FULL ASSEMBLIES

- Includes syringe head, tubing, terminal barb assembly, warm water circuit board, and mounting hardware

PRODUCT DESCRIPTION	PART NUMBER	PRICE
Traditional		
Traditional syringe assembly, 84" tubing with 56" sheath For use with 532, 332, 334, 336	23.1290.01	
Traditional syringe assembly, 84" tubing with 62" sheath For use with 352, 353, 541, 545	23.1294.01	
Traditional syringe assembly, 120" tubing with 56" sheath For use with 551	23.1306.01	
Continental		
Continental syringe assembly, 84" tubing with 56" sheath	23.1291.01	

Touchpads



A-dec 300 Standard touchpad



A-dec 300 Deluxe touchpad

A-DEC 300 TOUCHPADS

- Replace an existing touchpad
- Add a new touchpad

PRODUCT DESCRIPTION	PART NUMBER	PRICE
Full Assembly		
Standard touchpad kit 332/333/334/335/336/342/8100B	90.1196.00	
Deluxe touchpad kit 332/333/334/335/336/342/8100B	90.1197.00	
Standard touchpad kit 200/351/352/353/551	90.1184.00	
A-dec 300 Cover and PCB Only		
Standard touchpad kit	90.1078.01	
Deluxe touchpad kit	90.1185.00	







REMOTE TOUCHPAD KIT



- For use with A-dec 300, 400, and 500 systems
- White 2
- Includes touchpad, mounting bracket, 25' data and electrical cables, and cable management hardware

PRODUCT DESCRIPTION	PART NUMBER	PRICE
Remote Standard touchpad kit 311/411/511	90.1495.00	

Tray Holders

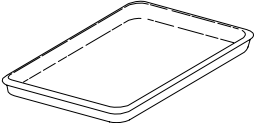

A-dec 500 (Version B)



A-DEC 500 (VERSION B) DELIVERY TRAY HOLDERS			
<ul style="list-style-type: none"> Rotating tray holder arm Removable stainless steel tray holder Washable tray holder pad 			
PRODUCT DESCRIPTION		PART NUMBER	PRICE
A-dec 532 (Version B) and A-dec 533 (Version B) Side Mount			
	Small tray holder - 6.09" x 9.15" (155 mm x 232 mm)	77.2038.00	
	Standard tray holder - 9.55" x 13.55" (243 mm x 363 mm)	77.1776.00	
	Large tray holder - 11.65" x 17" (296 mm x 432 mm)	77.1777.00	
A-dec 533 (Version B) Bottom Mount			
	Small tray holder - 6.09" x 9.15" (155 mm x 232 mm)	77.2128.00	
	Standard tray holder - 9.55" x 13.55" (243 mm x 363 mm)	77.1778.00	
	Large tray holder - 11.65" x 17" (296 mm x 432 mm)	77.1779.00	
A-dec 541 (Version A and B) Duo Delivery and A-dec 545 Assistant's Instrumentation			
	Small tray holder - 6.09" x 9.15" (155 mm x 232 mm)	77.2040.00	
	Standard tray holder - 9.55" x 13.55" (243 mm x 363 mm)	77.2041.00	
	Large tray holder - 11.65" x 17" (296 mm x 432 mm)	77.2042.00	
	Post-Mount Tray Holder Adapter Compatible with 77.2040.00, 77.2041.00, 77.2042.00, 77.1867.00, and 77.1871.00 only		
	1.5" post-mount tray holder adapter	90.2027.00	
	2" post-mount tray holder adapter	90.2028.00	



A-DEC 500 (VERSION B) STAINLESS STEEL TRAY HOLDERS AND WASHABLE PADS		PART NUMBER	PRICE
Tray Holder Only			
	Stainless steel tray holder only, small - 6.09" x 9.15" (155 mm x 232 mm)	77.1963.00	
	Stainless steel tray holder only, standard - 9.55" x 13.55" (243 mm x 363 mm)	77.1516.00	
	Stainless steel tray holder only, large - 11.65" x 17" (296 mm x 432 mm)	77.1517.00	
Tray Holder Pad Only			
	Tray holder pad, small	77.1964.00	
	Tray holder pad, standard	77.1637.00	
	Tray holder pad, large	77.1687.00	
	Tray pad, for A-dec 532 traditional delivery head	77.1688.00	
Tray Holder + Tray Pad			
Tray/pad kit, small		90.1792.00	
Tray/pad kit, standard		90.1697.00	
Tray/pad kit, large		90.1698.00	

Tray Holders

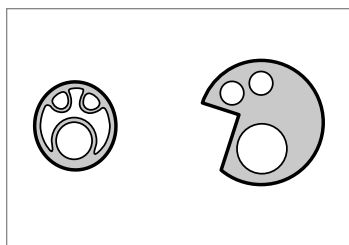
A-dec 300 and A-dec 500 (Version A)

STAINLESS STEEL TRAYS		PART NUMBER	PRICE
For All Deliveries Except A-dec 500 (Version B)			
	Stainless steel instrument tray, standard 9.5" x 13.5" (241 mm x 343 mm)	043.001.00	
	Stainless steel instrument tray, large 11.5" x 17" (292 mm x 432 mm)	043.006.00	
A-DEC 300 WASHABLE TRAY HOLDER PAD		PART NUMBER	PRICE
	<ul style="list-style-type: none"> • Package of 5 • Firmly holds instrument tray to flat surface • Size: 6" x 11.5" (152 mm x 292 mm) 	39.0790.02	

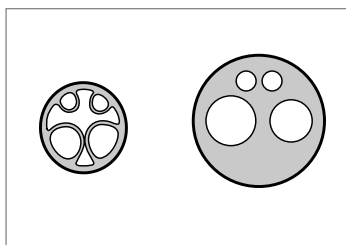
A-DEC 300 TRAY HOLDERS			
<ul style="list-style-type: none"> • Arm-mounted rotating tray holder 			
PRODUCT DESCRIPTION		PART NUMBER	PRICE
For Use With A-dec 332, 334, 336, 342 Side Mount			
Also compatible with all legacy Traditional 300 delivery systems			
	Small tray holder - 6.09" x 9.15" (155 mm x 232 mm)	77.2067.00	
	Standard tray holder - 9.55" x 13.55" (243 mm x 363 mm)	77.2068.00	
	Large tray holder - 11.65" x 17" (296 mm x 432 mm)	77.2069.00	
A-dec 333, 335 Bottom Mount			
Also compatible with all legacy Continental 300 delivery systems			
	Small tray holder - 6.09" x 9.15" (155 mm x 232 mm)	77.2070.00	
	Standard tray holder - 9.55" x 13.55" (243 mm x 363 mm)	77.2071.00	
	Large tray holder - 11.65" x 17" (296 mm x 432 mm)	77.2072.00	

A-DEC 500 (VERSION A) TRAY HOLDERS			
<ul style="list-style-type: none"> • Arm-mounted rotating tray holder 			
PRODUCT DESCRIPTION		PART NUMBER	PRICE
For Use With A-dec 532 (Version A) Traditional Delivery System			
	Standard tray holder - 10.3" x 14.3" (262 mm x 363 mm)	77.1024.00	
	Large tray holder - 12.5" x 17.3" (318 mm x 439 mm)	77.1023.00	
For Use With A-dec 533 (Version A) Continental Delivery System			
	Standard tray holder - 10.3" x 14.3" (262 mm x 363 mm)	77.1024.01	
	Large tray holder - 12.5" x 17.3" (318 mm x 439 mm)	77.1023.01	

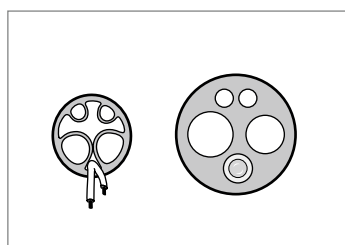
Tubing



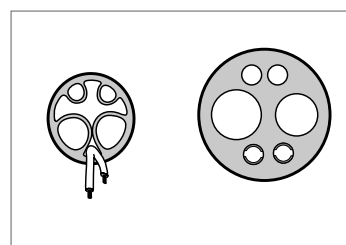
3-hole tubing with Borden terminal



4-hole tubing



Fiber-optic with bulb tubing



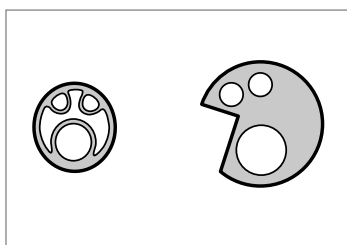
6-pin fiber-optic tubing

GRAY 3 SILICONE TUBING (A-DEC 500 AND A-DEC 300)

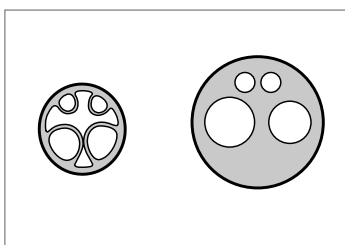
- Quick-connect style tubing
- 61" (1,549 mm) for use with A-dec 532/533 and A-dec 332/333/334/335/336
- 81" (2,057 mm) for use with A-dec 541

PRODUCT DESCRIPTION	TUBING LENGTH	PART NUMBER	PRICE
3-hole tubing*	61" (1,549 mm)	98.1086.00	
3-hole tubing*	85" (2,159 mm)	98.1109.00	
4-hole tubing	64" (1,625 mm)	98.1162.00	
4-hole tubing	85" (2,159 mm)	98.1165.00	
6-pin fiber-optic	64" (1,625 mm)	98.1164.00	
6-pin fiber-optic	85" (2,159 mm)	98.1167.00	
Fiber-optic with bulb	64" (1,625 mm)	98.1163.00	
Fiber-optic with bulb	85" (2,159 mm)	98.1166.00	

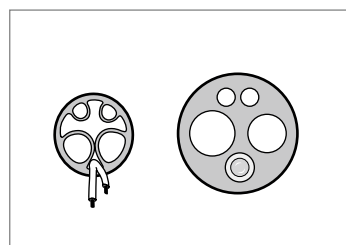
* For use with side exhausting Borden-style tubing



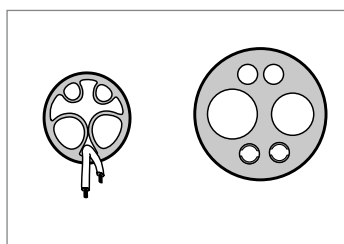
3-hole tubing with Borden terminal



4-hole tubing




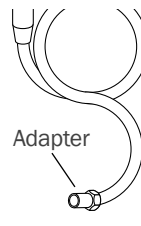
Fiber-optic with bulb tubing



6-pin fiber-optic tubing

GRAY 3 VINYL TUBING (A-DEC 500 AND A-DEC 300)

TUBING LENGTH	PART NUMBER	PRICE
4-hole tubing	84" (2,134 mm)	98.1094.00
6-pin fiber-optic	84" (2,134 mm)	98.1096.00
Fiber-optic with bulb	84" (2,134 mm)	98.1095.00
BULBS		PRICE
Replacement bulb for fiber-optic with bulb tubing		041.317.00

AUTOCLAVABLE SALIVA EJECTOR			
	 <p>Adapter</p>	<ul style="list-style-type: none">• Autoclavable• On/Off and flow control with unique rotary valve• Easy to clean	
PRODUCT DESCRIPTION		PART NUMBER	PRICE
SE kit for A-dec 336		77.1377.00	
SE adapter		11.0210.00	

Vacuum Components

A-DEC 500 & 300 VACUUM INSTRUMENT TUBING ASSEMBLIES

52" tubing for A-dec 351 and 551 chair-mounted assistant's instrumentation

63" tubing for A-dec 352, 353, 541, and 545 assistant's instrumentation

VALVE ASSEMBLY, TUBING, AND (2) TAILPIECES

DESCRIPTION	PART NUMBER WHITE	PRICE
Standard (11 mm) HVE valve with ½ inch Tubing		
With 52" (1,321 mm) tubing	11.1286.01	
With 63" (1,600 mm) tubing	11.1296.01	
Standard (11 mm) HVE Valve with 16 mm Tubing		
With 52" (1,321 mm) tubing	11.1288.01	
With 63" (1,600 mm) tubing	11.1305.01	
Standard SE Valve with Standard Tubing		
With 52" (1,321 mm) tubing	12.1227.01	
With 63" (1,600 mm) tubing	12.1235.01	
Standard SE Valve with EasyFlex Tubing		
With 52" (1,321 mm) tubing	12.1228.01	
With 63" (1,600 mm) tubing	12.1236.01	
Large Bore (15 mm) HVE Valve with 16 mm Tubing		
With 52" (1,321 mm) tubing	11.1287.01	
With 63" (1,600 mm) tubing	11.1315.00	

VALVE ASSEMBLIES

DESCRIPTION	PART NUMBER	PRICE
Standard (11 mm) HVE valve assembly	11.1335.00	
Standard SE valve assembly	12.1258.00	
Large bore (15 mm) HVE valve assembly	12.1257.00	

TUBING AND (2) TAILPIECES

DESCRIPTION	PART NUMBER WHITE	PRICE
½ inch Tubing		
With 52" (1,321 mm) tubing	11.1292.01	
With 63" (1,600 mm) tubing	12.1237.01	
½ inch EasyFlex Tubing		
With 52" (1,321 mm) tubing	11.1355.00	
With 63" (1,600 mm) tubing	11.1356.00	
16 mm Tubing with (1) 11 mm Tailpiece and (1) 16 mm Tailpiece		
With 52" (1,321 mm) tubing	11.1294.01	
With 63" (1,600 mm) tubing	12.1239.01	
Standard SE Tubing		
With 52" (1,321 mm) tubing	12.1231.01	
With 63" (1,600 mm) tubing	11.1306.01	
EasyFlex SE Tubing		
With 52" (1,321 mm) tubing	12.1232.01	
With 63" (1,600 mm) tubing	11.1307.01	
16 mm Tubing with (2) 16 mm Tailpieces		
With 52" (1,321 mm) tubing	11.1293.01	
With 63" (1,600 mm) tubing	12.1238.01	

A-DEC 500 AND 300 HVE CONVERSION KITS

- 52" tubing for A-dec 351 & 551 Chair-mounted assistant's instrumentation
- 63" tubing for A-dec 352, 353, 541, & 545 assistant's instrumentation

VALVE ASSEMBLY WITH HOLDER, 16 MM TUBING, AND (2) TAILPIECES

DESCRIPTION	PART NUMBER WHITE	PRICE
Large Bore (15 mm) HVE Kit with Tips		
With 52" (1,321 mm) tubing	11.1373.00	
With 63" (1,600 mm) tubing	11.1371.00	
Large Bore (15 mm) HVE Kit without Tips		
With 52" (1,321 mm) tubing	11.1372.00	
With 63" (1,600 mm) tubing	11.1370.00	

DÜRR CANNULAS

DESCRIPTION	PART NUMBER WHITE	PRICE
20 piece package	11.1374.00	

QD Kits

A-DEC 500 AND 300 QUICK DISCONNECT (QD) KITS

- Kits include male and female connectors and required hardware
- For $\frac{5}{16}$ " (8 mm) tubing


For A-dec 500 Water

	PRODUCT DESCRIPTION	PART NUMBER	PRICE
	Water QD kit for A-dec 500	90.1097.00	

For A-dec 500 Air

	PRODUCT DESCRIPTION	PART NUMBER	PRICE
	Air QD kit for A-dec 500	90.1098.00	

For A-dec 300 Air and Water

	PRODUCT DESCRIPTION	PART NUMBER	PRICE
	Air/water QD kit for A-dec 300	90.1166.00	

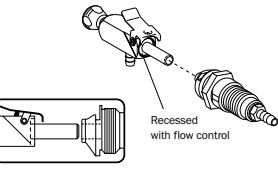
OTHER QUICK DISCONNECT (QD) KITS

- Kits include male and female connectors and required hardware
- For $\frac{1}{4}$ " (6 mm) tubing

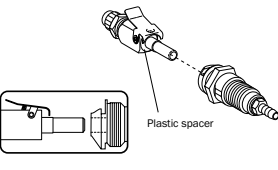
For Self-Contained Water

	PRODUCT DESCRIPTION	PART NUMBER	PRICE
	Self-contained water QD kit	90.0370.00	

For City Water

	PRODUCT DESCRIPTION	PART NUMBER	PRICE
	City water QD kit for Cascade	026.134.00	
	City water QD kit for Performer	76.2025.00	

For Air

	PRODUCT DESCRIPTION	PART NUMBER	PRICE
	Air QD kit for Cascade	026.130.00	
	Air QD kit for Performer	76.2030.00	

Handpiece Holders and Whip Assemblies

FLEX-HOLDER



- Clamps on to worksurfaces up to 1" in thickness
- Choice of syringe/SE or HVE holder size

PRODUCT DESCRIPTION	PART NUMBER WHITE	PRICE
Syringe or saliva ejector flex-holder	99.0705.01	
HVE flex-holder	99.0706.01	
Flex-holder for large bore 15 mm HVE; non-active	99.0707.01	

A-DEC 300/500 ACCESSORY HOLDERS



- Syringe/SE holder size
- A-dec 500 holder mounts to left or right side of A-dec 300 or 500 chair mounted delivery system
- A-dec 300 holder mounts to tray mount location on A-dec 300 delivery system

PRODUCT DESCRIPTION	PART NUMBER WHITE	PRICE
A-dec 500 accessory holder	99.0681.01	
A-dec 500 accessory holder (auto-electric)	99.0684.01	
A-dec 300 accessory holder	77.0919.00	

WHIP ASSEMBLY FOR A-DEC 533 (VERSION B), 533PRO, 333/333PRO, AND 335/335PRO



- For additional handpiece in position 2
- Includes whip and hardware

PRODUCT DESCRIPTION	PART NUMBER WHITE	PRICE
Whip assembly	77.1830.00	

A-DEC 500 ACCESSORY HOOK



- For A-dec 500 (version B) only
- A-dec 500 accessory hook mounts to the left or right side of a 500 chair-mounted delivery system

PRODUCT DESCRIPTION	PART NUMBER WHITE	PRICE
A-dec 500 accessory hook	77.1704.00	

Annual Maintenance Kits



ANNUAL MAINTENANCE KITS

- Use these kit sets annually or after 1,500 hours of use whichever comes first to properly service vital equipment functions for delivery systems, assistant's instrumentation, and vacuum

ANNUAL MAINTENANCE KITS	PART NUMBER	PRICE	TOTAL
<input type="checkbox"/> A-dec 300/500 annual service kit set Includes: <ul style="list-style-type: none">• Syringe PM kits (2) - 90.1613.00• 11 mm HVE PM kit - 90.1641.00• Standard saliva ejector PM kit - 90.1642.00• 15 mm HVE PM kit - 90.1643.00• Tri vac canister PM kit - 90.1644.00	90.1835.00		
Subtotal			\$
Quantity			x
Grand Total			\$

Notes

Simulator Pro

Section Contents

135 Simulator Pro



FACTORY INSTALLED CHOICES



Control Pad 5i (CP5i)



A-dec NSK NLZ electric motor



A-dec XC10 electric motor



Quad-voltage intraoral light source




Satelec Mini LED curing light



Satelec Newtron Slim B.LED ultrasonic handpiece



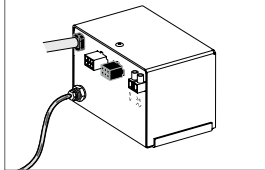
Satelec Newtron Slim ultrasonic handpiece



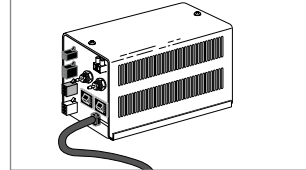
A-dec USB 2.0 powered hub



Acteon C20 intraoral camera handpiece only



25-watt power supply



300-watt power supply



Cavitrion Steri-Mate ultrasonic handpiece



Cavitrion Steri-Mate 360 ultrasonic handpiece



4-position control block



Bin locks



Columbia I & II adaptor kit



Frasaco II adaptor kit

STATIONARY SIMULATOR ONLY



Writing surface



Monitor mount



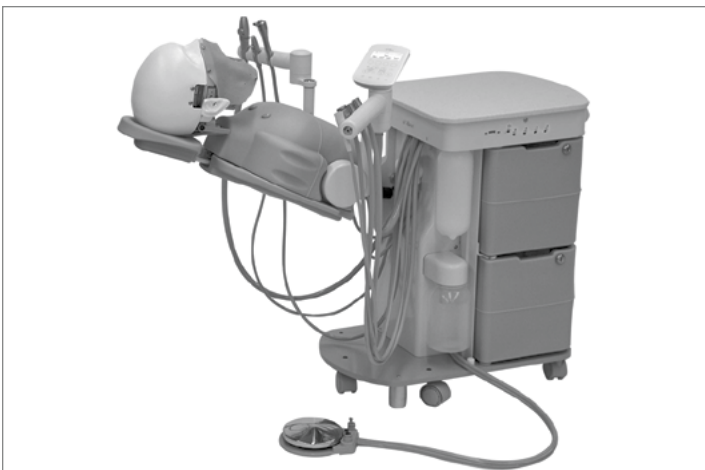
Duplex/network kit

FIELD-INSTALLED CHOICES



Tray holder (stationary only)

Simulator Pro



A-dec 41pro mobile simulator, shown with optional CP5i

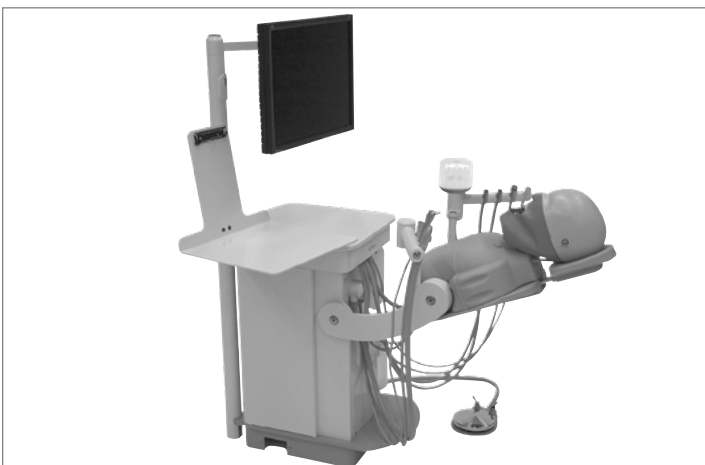
STANDARD FEATURES

- Choice of mobile or stationary
- Self-contained water system
- Equipped for central vacuum
- Left/right-handed setup
- Three-position control block (three wet)
- Three positionable pneumatic holders for doctor
- Three positionable holders for assistant's instrumentation
- Standard 11 mm HVE
- One autoclavable syringe on doctor's or assistant's side
- Two storage bins
- Solid surface worksurface
- Air and water QDs
- 15' (4,572 mm) USB 2.0 cable
- USB 2.0 cable and pass-through port

NOTE: Electric handpieces and scalers require Control Pad 5i (CP5i) to operate.

NOTE: Shutoff valves available, separate valves utilized for air and city water.

Please reference pre-install guide for utility requirements and product specifications.

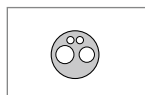


A-dec 42pro stationary simulator, shown with optional CP5i

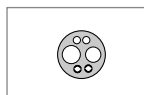
A-DEC SIMULATOR CHOICES

(For additional factory and field installed choices, see A-dec Simulator tab)

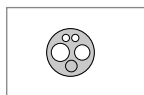
Tubing options:



4-hole **E**



6-pin
Fiber-optic **E F**



Fiber-optic with
bulb **E F**

LEGEND

- A** = Price reflects retail price adjustment to change from standard to optional feature
- B** = Required for electric handpiece and ultrasonics
- D** = Control Pad 5i (CP5i) required
- E** = Requires control block position
- F** = Requires intraoral light source and fiber-optic switch
- G** = Requires minimum of a 25-watt power supply
- H** = Requires access to 300-watt power supply
- I** = Not available with CP5i
- J** = One switch for each fiber-optic tubing without a control pad, or one switch with each block position with a CP5i
- L** = Required to operate a dental light from the touchpad
- M** = 120 Volt only
- N** = For use on stationary simulator only
- O** = Available only if block is used in position 1, 2, and 3



Estimated shipping weight: 210 lb (95 kg)
10 Amp maximum

Simulator Pro

SIMULATOR BASE CHOICES					CONFIGURED PART NUMBER	PRICE	TOTAL	ITEM PART NUMBER
<input type="checkbox"/> A-dec 41pro mobile simulator					V0195.0299			-
A-dec 42pro stationary simulator					V0195.0300			-
<input type="checkbox"/> 120V <input type="checkbox"/> 240V								
Worksurface Choices								
<input type="checkbox"/> Solid surface: color choice is:					V0334.0091			-
<input type="checkbox"/> Tray holder					V0070.0012			83.0920.00
Power Supply								
<input type="checkbox"/> 300-watt/100V					V0060.0005			-
<input type="checkbox"/> 300-watt/120V					V0060.0006			90.1252.00
<input type="checkbox"/> 300-watt/240V					V0060.0007			-
<input type="checkbox"/> 25-watt/100V					V0060.0011			-
<input type="checkbox"/> 25-watt/120V					V0060.0010			90.1249.00
<input type="checkbox"/> 25-watt/240V					V0060.0009			-
Simulator base choices subtotal							\$	
DOCTOR'S CHOICES					CONFIGURED PART NUMBER	PRICE	TOTAL	ITEM PART NUMBER
	1	2	3	4				
<input type="checkbox"/> No control pad (Maximum 3 fiber-optic switches with quad-volt selection)					V0036.0019			-
<input type="checkbox"/> Control Pad 5i (CP5i) ⓘ (Minimum 3 fiber-optic switches)					V0036.0020			-
<input type="checkbox"/> Electric air/water coolant control (Timed flush and vaporizer)					V0590.0001			-
Intraoral Light Source ⓘ								
<input type="checkbox"/> USB 2.0 powered hub					V0504.0001			90.1690.00
<input type="checkbox"/> Quad-voltage intraoral light source with:					V0086.0005			-
<input type="checkbox"/> 1 fiber-optic switch					V0407.0004			-
<input type="checkbox"/> 2 fiber-optic switches					V0407.0001			90.1238.00
<input type="checkbox"/> 3 fiber-optic switches					V0407.0003			(2) 90.1238.00
<input type="checkbox"/> 4 fiber-optic switches					V0407.0006			(3) 90.1238.00
Autoclavable syringe (maximum 1)								
Doctor's side	-	-	-	<input type="checkbox"/>	V0267.0033			-
Assistant's side	<input type="checkbox"/>	<input type="checkbox"/>	-					-
<input type="checkbox"/> Additional control block position and holder					V0101.0005			
Utilities								
<input type="checkbox"/> City water ⓘ					V0023.0001			90.1242.00
<input type="checkbox"/> Air vacuum system (AVS) ⓘ					V0024.0001			90.1241.00
Air-driven Silicone Handpiece Tubing								
4-hole ⓘ	<input type="checkbox"/>	<input type="checkbox"/>	<input type="checkbox"/>	<input type="checkbox"/>	V0267.0002			98.1162.00
6-pin ⓘ ⓘ	<input type="checkbox"/>	<input type="checkbox"/>	<input type="checkbox"/>	<input type="checkbox"/>	V0267.0001			98.1164.00
5-hole fiber-optic with bulb ⓘ ⓘ	<input type="checkbox"/>	<input type="checkbox"/>	<input type="checkbox"/>	<input type="checkbox"/>	V0267.0006			98.1163.00
Electric Motor Systems ⓘ ⓘ ⓘ ⓘ								
A-dec XC10 Electric Motor System								
<input type="checkbox"/> Control module for XC10 (2 positions maximum) Works with XC10 Motor					V0053.0012			54.1002.01
XC10 electric motor and tubing (non-CE version)	<input type="checkbox"/>	<input type="checkbox"/>	<input type="checkbox"/>	<input type="checkbox"/>	V0267.0124			54.1009.01
XC10 electric motor and tubing (CE version)	<input type="checkbox"/>	<input type="checkbox"/>	<input type="checkbox"/>	<input type="checkbox"/>	V0267.0126			54.1020.01
A-dec Manufacturing Partner NSK								
NLZ electric motor and tubing (non-CE version)	<input type="checkbox"/>	<input type="checkbox"/>	<input type="checkbox"/>	<input type="checkbox"/>	V0267.0089			54.0726.01
NLZ electric motor and tubing (CE version)	<input type="checkbox"/>	<input type="checkbox"/>	<input type="checkbox"/>	<input type="checkbox"/>	V0267.0121			54.1014.00
<input type="checkbox"/> Control module for NLZ (non-CE version)					V0053.0006			54.0601.01
<input type="checkbox"/> Control module for NLZ (CE version)					V0053.0011			54.0986.01
Curing Light Module (maximum 1) ⓘ								
A-dec Manufacturing Partner Acteon								
Mini LED curing light handpiece, control module, and tubing					V0267.0014			54.0291.00
Doctor's side	-	-	-	<input type="checkbox"/>				
Assistant's side	<input type="checkbox"/>	<input type="checkbox"/>	-					

Simulator Pro

DOCTOR'S CHOICES continued	HANDPIECE POSITION				CONFIGURED PART NUMBER	PRICE	TOTAL	ITEM PART NUMBER
	1	2	3	4				
Ultrasonic Instrument Systems D E F H								
A-dec Manufacturing Partner Acteon								
Newtron Slim B.LED ultrasonic handpiece, control module, and tubing	<input type="checkbox"/>	<input type="checkbox"/>	<input type="checkbox"/>	<input type="checkbox"/>	V0267.0092			54.1042.00 + 54.0581.00
Newtron Slim ultrasonic handpiece, control module, and tubing	<input type="checkbox"/>	<input type="checkbox"/>	<input type="checkbox"/>	<input type="checkbox"/>	V0267.0094			54.1042.00 + 54.0580.00
Newtron Slim control module with tubing, no handpiece	<input type="checkbox"/>	<input type="checkbox"/>	<input type="checkbox"/>	<input type="checkbox"/>	V0267.0096			54.1042.00
<input type="checkbox"/> Ultrasonic instrument tip kit					V0196.0001			54.0406.00
A-dec Manufacturing Partner Dentsply Sirona <small>Built-in ultrasonic scaling system (G139) Availability Varies: Contact Customer Service for Your Region's Availability</small>								
Cavitron Steri-Mate 360 handpiece, control module, tubing, and insert tip	<input type="checkbox"/>	<input type="checkbox"/>	<input type="checkbox"/>	<input type="checkbox"/>	V0267.0078			
Cavitron Steri-Mate handpiece, control module, tubing, and insert tip	<input type="checkbox"/>	<input type="checkbox"/>	<input type="checkbox"/>	<input type="checkbox"/>	V0267.0079			
Intraoral Camera System E F H								
A-dec Manufacturing Partner Acteon								
C20 tubing and cable, no handpiece	<input type="checkbox"/>	<input type="checkbox"/>	<input type="checkbox"/>	<input type="checkbox"/>	V0267.0128			54.0948.00
<input type="checkbox"/> C20 intraoral camera, handpiece only					V0043.0015			54.0950.00
Holders								
Holder only, no block position, no tubing D	-	-	-	<input type="checkbox"/>	V0267.0051			-
Holder, block position, no tubing E I	<input type="checkbox"/>	<input type="checkbox"/>	<input type="checkbox"/>	<input type="checkbox"/>	V0267.0054			-
Holder, block position, no tubing, with FO switch E	<input type="checkbox"/>	<input type="checkbox"/>	<input type="checkbox"/>	<input type="checkbox"/>	V0267.0052			-
Blank holder	-	-	-	-	V0267.0025			90.1263.00
Doctor's choices subtotal							\$	
ASSISTANT'S CHOICES continued on next page	HANDPIECE POSITION				CONFIGURED PART NUMBER	PRICE	TOTAL	ITEM PART NUMBER
	1	2	3	4				
Vacuum (assistant's side)								
Auto electric holders	<input type="checkbox"/>	<input type="checkbox"/>	-		V0402.0002			-
Blank holder	<input type="checkbox"/>	<input type="checkbox"/>	-		-			-
Saliva ejector (SE)	<input type="checkbox"/>	<input type="checkbox"/>	-		V0460.0055			12.1246.00
High-volume evacuator (HVE)	-	-	<input type="checkbox"/>		V0460.0057			-
Manikin Adaptor Choice <small>(include mount and mask drain - manikin head not included)</small>								
<input type="checkbox"/> Acidental/Frasaco II adaptor					V0077.0003			-
<input type="checkbox"/> Columbia/Kilgore adaptor					V0077.0004			-
<input type="checkbox"/> Columbia II (drain only)					V0077.0005			-
<input type="checkbox"/> Kilgore II (drain only)					V0077.0006			-
Storage								
<input type="checkbox"/> Remove storage bins and locks					V0078.0002			
<input type="checkbox"/> Remove storage bin lock cores					V0103.0002			

Simulator Pro

ASSISTANT'S CHOICES continued	HANDPIECE POSITION				CONFIGURED PART NUMBER	PRICE	TOTAL	ITEM PART NUMBER
	1	2	3	4				
<input type="checkbox"/> Duplex/network kit M N					V0406.0001			83.0542.01
<input type="checkbox"/> Writing surface N					V0164.0001			83.0679.01
<input type="checkbox"/> Monitor mount N					V0141.0002			83.0723.01
<input type="checkbox"/> Touchpad control for light D H L					V0409.0002			90.1171.00
<input type="checkbox"/> Intermediate light post N (Required for writing surface, monitor mount, or dental light)					V0118.0013			90.1244.00
<input type="checkbox"/> Shut-off valve, threaded (Uses 1 w/self-contained water, uses 2 w/city water)					V0062.0003			026.158.00
Assistant's choices subtotal							\$	
DENTAL LIGHT CHOICES					CONFIGURED PART NUMBER	PRICE	TOTAL	ITEM PART NUMBER
A-dec 300 LED 3-axis dental light: <input type="checkbox"/> 120V <input type="checkbox"/> 240V								
<input type="checkbox"/> A-dec 378L LED light					V0195.0263			-
<input type="checkbox"/> Stationary mount					V0055.0022			-
<input type="checkbox"/> In-bench mount					V0055.0021			-
<input type="checkbox"/> Single universal bench top					V0055.0024			-
A-dec 500 LED 3-axis dental light: <input type="checkbox"/> 120V <input type="checkbox"/> 240V								
<input type="checkbox"/> A-dec 578L LED light					V0195.0215			-
<input type="checkbox"/> Stationary mount					V0055.0022			-
<input type="checkbox"/> In-bench mount					V0055.0021			-
Universal bench top:								
<input type="checkbox"/> Single					V0055.0024			-
<input type="checkbox"/> Dual					V0055.0044			-
Dental light choices subtotal							\$	
A-DEC 360 CHOICES					CONFIGURED PART NUMBER	PRICE	TOTAL	ITEM PART NUMBER
Preventive Maintenance								
<input type="checkbox"/> Annual preventive maintenance kit for 300/500 delivery systems					V0598.0001			90.1835.00
A-dec 360 choices subtotal								
Simulator base choices subtotal							\$	
Doctor's choices subtotal							\$	
Assistant's choices subtotal							\$	
Dental light choices subtotal							\$	
Subtotal of all Sections							\$	
Quantity							x	
Grand Total							\$	

SUBBASE OPTIONS (For stationary simulator only)	ITEM PART NUMBER	PRICE	TOTAL
<input type="checkbox"/> Single unit subbase cover N	83.0428.01		
<input type="checkbox"/> Dual unit subbase cover (order 1 for every 2 simulators) N	83.0621.00		

A-DEC+ GATEWAY See 300 section control pad options page for more information on the A-dec+ Gateway	ITEM PART NUMBER	PRICE	TOTAL
A-dec+ Gateway Kit	43.0531.00		

LEGEND

- A** = Price reflects retail price adjustment to change from standard to optional feature
- H** = Requires access to 300-watt power supply
- J** = One switch for each fiber-optic tubing without a control pad, or one switch with each block position with a CP5i
- K** = For use with Satelec SP Newtron Scaler
- N** = For use on stationary simulator only

Worksurface and Countertop Options

WORKSURFACE AND COUNTERTOP OPTIONS

SPECIAL COLOR INFORMATION

Other solid surface colors and laminates from Wilsonart, Formica, Cambria, and Samsung are available at an additional charge, per color, per order. Color sample chips and other information is available on the internet and at local dealers specializing in these materials.

LAMINATE, SOLID SURFACE, AND QUARTZ UPCHARGES

When placing orders for non-standard laminates, solid surfaces and quartz please be aware that there may be additional charges. Details are available on the Cancellations, Changes, and Upcharges page in the front of this catalog.

HIGH PRESSURE DECORATIVE (HPD) LAMINATE

WOOD GRAIN CHOICES

5th Avenue Elm; Wilsonart*
Amber Cherry; Wilsonart*
Blond Echo; Wilsonart*
Cafelle; Wilsonart*
Fine Sycamore; Nevamar
Landmark Wood; Wilsonart*
Leave Likatre; Pionite*
Looks Likatre; Pionite*
Monticello Maple; Wilsonart
Phantom Pearl; Wilsonart*
Royal Mahogany; Nevamar
Skyline Walnut; Wilsonart*
Studio Teak; Wilsonart*
Uptown Walnut; Wilsonart*
Veranda Teak; Wilsonart*

PATTERN AND TEXTURE CHOICES

Bridal Blanco; Pionite*
Cosmic Strandz; Wilsonart*
Crystal; Wilsonart
Designer White; Wilsonart
Fog; Formica*
Grandiose Grid; Pionite*
Negotiating Geneva; Pionite*
Sable; Pionite*
Silverline Hautelink; Nevamar*
Storm Solidz - SP; Formica*
Tea Stain Spun Yarn; Nevamar*
Vapor Strandz; Wilsonart*

NOTE: *Laminate choices not available on cart tops and work surfaces.

SOLID SURFACE

Arctic Melange; Wilsonart
Avalanche Melange; Wilsonart
Baja Melange; Wilsonart
Beige Tempest; Wilsonart
Cloud Mist; Wilsonart
Concrete; Corian
Designer White; Wilsonart
Dove; Corian
Frosty White Mirage; Wilsonart
Maple Harvest; Wilsonart
Milk Glass Spectra; Wilsonart
Paris Fog; Wilsonart
Pebble; Wilsonart
Quarry Melange; Wilsonart
Rain Cloud; Corian
Smoke Drift Prima; Corian
Whisper White; Wilsonart

QUARTZ

Bellingham; Cambria
Carrick; Cambria
Hermitage; Cambria
Mammoth Cave; Cambria
Newport; Cambria
Snowdon White; Cambria
Torquay; Cambria
Whitehall; Cambria
Whitney; Cambria
Windermere; Cambria

Notes

Index

Section Contents

- 143 Part Number Index
- 145 Identifier Index
- 147 Alphabetical Index

Part Number Index

Part Number	Page	Part Number	Page	Part Number	Page	Part Number	Page
013.064.01	122	23.1374.00 22, 25, 27, 29, 31,	54, 57, 66, 69, 122	41.1454.00	117	54.0950.00 20, 23, 26, 51, 55,	58, 63, 67, 70, 106, 137
024.273.01	116	23.1375.00	122	41.1454.01	117	54.0985.00	105
026.130.00	129	23.1376.00	122	41.1455.00	117	54.0986.01 19, 22, 26, 50, 54,	57, 62, 66, 69, 105, 136
026.134.00	129	23.1402.00 .. 71, 72, 73, 122		41.1456.00	117	54.1002.01 19, 22, 26, 50, 54,	57, 62, 66, 69, 136
026.158.00 19, 22, 25, 29, 31,	38, 49, 53, 61,	23.1403.00	122	41.1456.01	116	54.1009.00	104
041.317.00	126	23.1429.00	122	41.1467.01	116	54.1009.01 19, 22, 50, 54, 57,	62, 66, 69, 104, 136
041.554.00	119	23.1430.00	122	41.1477.00 19, 22, 25, 71, 75		54.1010.00	104
041.555.00	119	24.0234.01	25	41.1477.01 ... 49, 53, 61, 65		54.1010.01	26, 104
041.637.00	119	24.0463.01	116	41.1483.01 ... 19, 22, 31, 38		54.1014.00	105, 136
041.637.02	119	24.0471.00	118	41.1490.01	27, 29, 116	54.1014.01 19, 22, 50, 54, 57,	62, 66, 69, 105
041.637.04	119	24.0474.00	116	41.1491.01	57, 68	54.1015.00	105
041.637.05	119	24.0475.00	116	41.1506.01	15, 37, 116	54.1015.01	26, 105
041.637.06	119	28.1030.01	88	41.1507.00	116	54.1020.00	104
043.001.00 19, 22, 25, 28, 49,	53, 56, 61, 65, 68, 125	28.1262.01	88	41.1519.00	31, 38	54.1020.01 19, 22, 50, 54, 57,	62, 66, 69, 104, 136
043.006.00 19, 22, 25, 28, 49,	53, 56, 61, 65, 68, 125	28.1263.01	88	41.1521.00	31, 38	54.1021.00	104
11.0210.00	127	28.1479.00 .. 29, 57, 68, 120		41.1540.00	45	54.1021.01	26, 104
11.1286.01	128	28.1480.00 .. 29, 57, 68, 120		41.1552.01	116	54.1042.00 .. 20, 23, 50, 55,	58, 107, 137
11.1287.01	128	28.1481.00 .. 29, 57, 68, 120		43.0035.00	15	54.1043.00	26, 107
11.1288.01	128	28.1810.00	83, 85	43.0036.00	15	61.2265.01	115
11.1292.01	128	28.1810.01	83, 85	43.0093.00	121	62.0163.01	15, 37, 45
11.1293.01	128	28.1810.02	83, 85	43.0095.00	121	62.0631.01	115
11.1294.01	128	28.1810.03	83, 85	43.0259.00	25, 29, 57,	62.1195.00	115
11.1296.01	128	28.1810.04	83, 85	43.0260.00	25, 29, 57,	62.1311.77 .. 15, 37, 45, 115	
11.1305.01	128	28.1810.05	83, 85	43.0261.00	25, 29, 57,	62.1311.96 .. 15, 37, 45, 115	
11.1307.01	128	28.1810.06	83, 85	43.0261.00	25, 29, 57,	76.2025.00	129
11.1315.00	128	28.1810.07	83, 85	43.0328.01	121	76.2030.00	129
11.1335.00	128	28.1810.08	83, 85	43.0531.00	49, 53, 56,	77.0614.00	112
11.1355.00	128	28.1817.00	84, 86	43.0531.00	49, 53, 56,	77.0615.00	112
11.1356.00	128	28.1817.01	84, 86	43.0613.01	121	77.0616.00	112
11.1370.00	128	28.1817.02	84, 86	45.1268.00	120	77.0617.00	112
11.1371.00	128	28.1817.03	84, 86	54.0185.00	110	77.0618.00	112
11.1372.00	128	28.1817.04	84, 86	54.0202.00	107	77.0619.00	112
11.1373.00	128	28.1924.00	84	54.0291.00 20, 23, 26, 27, 29,	31, 50, 54, 57, 62, 66,	77.0707.00	25, 121
12.1227.01	128	28.1976.00	88	54.0406.00 20, 23, 26, 50, 55,	58, 62, 66, 70, 107, 137	77.0919.00	110, 130
12.1228.01	128	35.1741.00	75	54.0438.00	105	77.0921.00	75
12.1231.01	128	35.1742.00	75	54.0442.00	105	77.0922.00	75
12.1232.01	128	38.0825.00 ... 49, 54, 61, 65		54.0580.00 20, 23, 26, 50, 55,	58, 62, 66, 70, 107, 137	77.0923.00	75
12.1235.01	128	38.1821.00	49, 54, 61,	54.0581.00 20, 23, 26, 50, 55,	58, 62, 66, 70, 107, 137	77.0932.00	65, 68
12.1236.01	128	38.1829.00	19, 22, 118	54.0582.00 .. 62, 66, 70, 107		77.0933.00	65, 68
12.1237.01	128	38.1829.01 .. 25, 56, 68, 118		54.0601.01 19, 22, 26, 50, 54,	57, 62, 66, 69, 105, 136	77.0941.01	72, 73, 75
12.1238.01	128	38.1834.00	49, 54, 61,	54.0602.00	105	77.0942.00	61
12.1239.01	128	38.1838.00	49, 54, 61,	54.0604.01	105	77.0943.00	61
12.1246.00	137	38.1862.00	49, 54, 61,	54.0606.00	105	77.0980.00	25, 121
12.1257.00	128	38.1871.00 .. 19, 22, 49, 54,	61, 65, 118	54.0606.01	26, 105	77.1019.00	116
12.1258.00	128	38.1871.02 49, 54, 61, 65, 118		54.0689.01	105	77.1023.00	125
14.0464.02	38	38.1871.03 .. 25, 56, 68, 118		54.0707.01	105	77.1023.01	125
14.0471.00	71	38.1889.00	118	54.0726.00	105	77.1024.00	125
23.1090.00	122	38.1890.00	118	54.0726.01 19, 22, 50, 54, 57,	62, 66, 69, 105, 136	77.1024.01	125
23.1112.00	122	38.1944.00 ... 19, 22, 49, 54		54.0809.01 19, 22, 26, 50, 54,	57, 62, 66, 69	77.1165.00 ... 82, 85, 93, 95	
23.1193.01	122	38.1944.01	56	54.0838.00	103	77.1203.00	95
23.1232.01	122	38.1944.02	49, 54	54.0846.00	103	77.1203.01	95
23.1250.00	122	38.1945.00 ... 19, 22, 49, 54		54.0846.01 19, 22, 50, 54, 57,	62, 66, 69, 103	77.1203.02	95
23.1277.00	122	38.1945.01	56	54.0847.00	103	77.1203.03	95
23.1278.00	122	38.1945.02	49, 54	54.0847.01	26, 103	77.1239.00	68
23.1290.01	22, 25, 54,	38.1982.00	56, 68	54.0923.01	107	77.1240.00	68
23.1291.01 .. 19, 49, 61, 122		39.0790.02	125	54.0948.00 20, 23, 26, 51, 55,	58, 63, 67, 70, 106, 137	77.1256.00	31
23.1294.01	27, 29, 122	41.0034.00	117			77.1301.00	75
23.1306.01	31, 122	41.0407.00	117			77.1308.00	95
23.1314.00	122	41.0408.00	117			77.1377.00	53, 65, 127
23.1314.01	122	41.0413.00	117			77.1516.00	124
23.1361.00	122	41.0413.01	116			77.1517.00	124
23.1373.00 .. 19, 49, 61, 122		41.0414.00	117				

Part Number Index

Part Number	Page	Part Number	Page	Part Number	Page	Part Number	Page
77.1637.00	124	90.1359.00	119				
77.1687.00	124	90.1360.00	119				
77.1688.00	124	90.1382.00	119				
77.1704.00	130	90.1422.00	38				
77.1776.00	19, 22, 124	90.1451.00 ...	53, 56, 65, 68				
77.1777.00	19, 22, 124	90.1495.00	123				
77.1778.00	19, 124	90.1508.00	99				
77.1779.00	19, 124	90.1509.00	99				
77.1830.00	49, 61, 130	90.1546.00	118				
77.1876.00	95	90.1613.00	131				
77.1888.00	82, 83, 93	90.1641.00	131				
77.1963.00	124	90.1642.00	131				
77.1964.00	124	90.1643.00	131				
77.2038.00	19, 22, 124	90.1644.00	131				
77.2040.00	25, 28, 124	90.1686.00	115				
77.2041.00	25, 28, 124	90.1690.00 20, 23, 26, 51, 55,					
77.2042.00	25, 28, 124 58, 63, 67, 70, 106, 136					
77.2067.00 ..	49, 53, 56, 125	90.1691.00	111				
77.2068.00 ..	49, 53, 56, 125	90.1697.00	124				
77.2069.00 ..	49, 53, 56, 125	90.1698.00	124				
77.2070.00	49, 125	90.1767.00	99				
77.2071.00	49, 125	90.1792.00	124				
77.2072.00	49, 125	90.1805.00	27, 29				
77.2115.00	82, 93, 95	90.1811.00	84				
77.2128.00	19, 124	90.1828.00	27, 29				
77.2245.00	29, 121	90.1835.00 20, 23, 27, 51, 55,					
77.2246.00	121 58, 63, 67, 70, 131, 138					
77.2248.00	121	90.1843.00	49, 53, 56				
77.2293.00	29, 121	90.1844.00	49, 53, 56				
77.2294.00	29, 121	90.1902.00	29				
77.2303.00	57, 121	90.1927.00	86				
77.2304.00	57, 121	90.1941.00	120				
77.2305.00	57, 121	90.1942.00	120				
83.0428.01	138	90.1943.00	120				
83.0542.01	138	90.2027.00	124				
83.0621.00	138	90.2028.00	124				
83.0679.01	138	98.1086.00	66, 126				
83.0723.01	138	98.1093.00	66				
83.0920.00	136	98.1094.00	66, 126				
90.0370.00	129	98.1095.00	66, 126				
90.1064.00	111	98.1096.00	66, 126				
90.1065.00	111	98.1109.00	126				
90.1078.01	123	98.1162.00 19, 22, 50, 54, 57,					
90.1080.00 ..	19, 22, 25, 61, 62, 66, 69, 126, 136					
..... 65, 68, 75, 119		98.1163.00 19, 22, 50, 54, 57,					
90.1088.01 ..	31, 38, 71, 116 62, 66, 69, 126, 136					
90.1091.01	37, 115	98.1164.00 19, 22, 50, 54, 57,					
90.1097.00	25, 28, 129 62, 66, 69, 126, 136					
90.1098.00	25, 28, 129	98.1165.00	25, 126				
90.1128.01	27	98.1166.00	25, 126				
90.1129.00	121	98.1167.00	25, 126				
90.1166.00	129	99.0618.00	110				
90.1168.00 ..	49, 54, 57, 61,	99.0619.00	110				
..... 66, 69, 119		99.0653.01	110				
90.1171.00	138	99.0653.03 ...	27, 29, 31, 71,				
90.1184.00 ..	71, 72, 73, 123 72, 73, 110					
90.1185.00	123	99.0681.01	110, 130				
90.1189.00	75	99.0684.01	130				
90.1196.00 ..	61, 66, 69, 123	99.0705.01	27, 29, 130				
90.1197.00 ..	61, 66, 69, 123	99.0706.01	27, 29, 130				
90.1238.00	136	99.0707.01	27, 29, 130				
90.1241.00	136	99.1136.00	88				
90.1242.00	136						
90.1244.00	138						
90.1249.00	136						
90.1252.00	136						
90.1263.00	137						
90.1281.00 ...	49, 53, 61, 65						

Identifier Index

Identifier	Page	Identifier	Page	Identifier	Page	Identifier	Page
V0001.0001.....	15	V0055.0044	138	V0089.0014	83, 85	V0195.0089	38
V0001.0002	15	V0055.0069 ..	48, 53, 60, 65	V0089.0015	83, 85	V0195.0094	95
V0001.0004	15	V0055.0070 ..	48, 53, 60, 65	V0089.0016	83, 85	V0195.0180.....	83
V0003.0008	25, 28	V0055.0072	48, 53	V0089.0017	83, 84, 85, 86, 95	V0195.0186.....	83
V0003.0009	25, 28	V0060.0001	25	V0089.0018 ..	83, 84, 85, 86	V0195.0196.....	88
V0004.0014	27, 29, 31, 71, 72, 73	V0060.0002	68	V0089.0019 ..	83, 84, 85, 86, 95	V0195.0198.....	80
V0005.0001	27, 29	V0060.0003	68	V0089.0020 ..	83, 84, 85, 86	V0195.0199.....	80
V0005.0002	27, 29	V0060.0004	25	V0090.0002	31	V0195.0200	80
V0005.0007	27, 29	V0060.0005	25, 29, 57, 68, 75, 136	V0094.0003	83	V0195.0201.....	80
V0006.0008	27	V0060.0006	25, 29, 57, 68, 75, 136	V0096.0001	75	V0195.0202	80
V0007.0002.....	27	V0060.0007	25, 29, 57, 68, 75, 136	V0096.0004	75	V0195.0203	83
V0007.0004.....	71, 72, 73	V0060.0009 ..	29, 57, 68, 136	V0096.0006	75	V0195.0204	83
V0007.0005.....	29	V0060.0010 ..	29, 57, 68, 136	V0096.0018	75	V0195.0205	83
V0023.0001	136	V0060.0011 ..	29, 57, 68, 136	V0096.0019	75	V0195.0206	84
V0024.0001.....	136	V0060.0016	29	V0096.0029	85, 95	V0195.0215.....	138
V0030.0001	31	V0060.0025	29	V0096.0030	85, 95	V0195.0221.....	95
V0030.0004	31	V0060.0026	29	V0096.0034	95	V0195.0222	95
V0032.0002	100	V0060.0027	57	V0100.0001.....	38	V0195.0223	95
V0032.0003	99, 100	V0060.0028	57	V0100.0003	38	V0195.0241.....	65
V0032.0004	99	V0060.0030	57	V0100.0004	71	V0195.0242.....	75
V0035.0001	37	V0062.0003 ..	25, 29, 49, 53, 61, 65, 71, 138	V0101.0005.....	136	V0195.0243.....	75
V0035.0002	37	V0062.0006 ..	19, 22, 31, 38, 75	V0101.0006... ..	49, 54, 61, 66	V0195.0244.....	100
V0036.0002	66	V0070.0001... ..	19, 22, 25, 28	V0101.0009.....	57, 69	V0195.0245.....	100
V0036.0003	25	V0070.0010.....	61, 65, 68	V0102.0005	49, 61	V0195.0246.....	99
V0036.0006	61, 66, 69	V0070.0011.....	61, 65, 68	V0103.0002	137	V0195.0247.....	99
V0036.0007	61, 66, 69	V0070.0012.....	136	V0105.0004	27, 29, 31	V0195.0253	85
V0036.0011	25	V0070.0016 ..	19, 22, 49, 53, 56	V0105.0042	27, 29, 31, 71, 72, 73	V0195.0254	85
V0036.0014	49, 53, 56	V0070.0017.....	19, 49	V0105.0044	27, 29, 31, 71, 72, 73	V0195.0259	85
V0036.0015	49, 53, 56	V0070.0018.....	19, 49	V0111.0001.....	75	V0195.0260	85
V0036.0019	49, 53, 56, 61, 136	V0070.0019 ..	19, 22, 49, 53, 56	V0111.0002.....	75	V0195.0261.....	85
V0036.0020	136	V0070.0022	19, 49	V0111.0011.....	38	V0195.0262	86
V0040.0001	15, 37, 45	V0070.0023 ..	19, 22, 49, 53, 56	V0112.0001.....	72, 73, 75	V0195.0263	138
V0040.0002	15, 37	V0070.0024 ..	25, 28	V0113.0001... ..	31, 38, 71, 75	V0195.0264	15
V0040.0014 ..	27, 29, 57, 68	V0070.0025	25, 28	V0114.0001.....	75	V0195.0266	22
V0041.0002	49, 54, 56, 61, 65, 68	V0070.0026	25, 28	V0116.0001.....	38	V0195.0267	19
V0041.0003	49, 54, 56, 61, 65, 68	V0071.0007.....	31	V0116.0002.....	71	V0195.0268	25
V0041.0004	19, 22, 25	V0071.0011.....	19, 22	V0117.0001... ..	19, 22, 31, 38	V0195.0269	68
V0041.0007.....	49, 54, 56, 61, 65, 68	V0073.0001.....	15	V0118.0001.....	88	V0195.0270.....	68
V0041.0008	19, 22, 25, 49, 54, 56	V0073.0002	15	V0118.0002	88	V0195.0271.....	31
V0042.0002	15, 37, 45	V0073.0003	15	V0118.0003	88	V0195.0272.....	28
V0043.0015 ..	20, 23, 26, 51, 55, 58, 63, 67, 70, 137	V0073.0004	15	V0118.0004	88	V0195.0274.....	19
V044.0001.....	8	V0075.0012.....	15	V0118.0005	88	V0195.0275.....	22
V0044.0006	8	V0075.0013.....	37, 45	V0118.0010.....	88	V0195.0291.....	53
V0044.0009	8	V0075.0014.....	37, 45	V0118.0013.....	138	V0195.0292	48
V0053.0006 ..	19, 22, 26, 50, 54, 57, 62, 66, 69, 136	V0077.0003.....	137	V0128.0002 ..	25, 49, 54, 57, 61, 66, 69	V0195.0293	53
V0053.0009 ..	19, 22, 26, 50, 54, 57, 62, 66, 69	V0077.0004.....	137	V0141.0002.....	138	V0195.0294	48
V0053.0011 ..	19, 22, 26, 50, 54, 57, 62, 66, 69, 136	V0077.0005.....	137	V0156.0001... ..	19, 22, 25, 49, 53, 61, 65, 71, 75	V0195.0295	53
V0053.0012 ..	19, 22, 26, 50, 54, 57, 62, 66, 69, 136	V0077.0006.....	137	V0158.0004	20, 23, 26, 62, 66, 70	V0195.0296	56
V0055.0001	25, 28	V0078.0002	137	V0158.0005	20, 23, 26, 62, 66, 70	V0195.0297.....	56
V0055.0003	25, 28	V0079.0001... ..	49, 54, 61, 65	V0164.0001.....	138	V0195.0299	136
V0055.0009 ..	48, 53, 60, 65	V0080.0001 ..	49, 53, 61, 65	V0169.0001... ..	19, 22, 25, 61, 65, 68, 75	V0195.0300	136
V0055.0021	138	V0080.0003	53, 56, 65, 68	V0195.0016.....	45	V0196.0001... ..	20, 23, 26, 50, 55, 58, 62, 66, 70, 137
V0055.0022	138	V0083.0003	45	V0195.0023	65	V0200.0002	27, 29, 31, 71, 72, 73
V0055.0024	138	V0083.0004	99	V0195.0026	60	V0200.0006	73
V0055.0038 ..	48, 53, 60, 65	V0086.0003	49, 54, 57, 61, 66, 69	V0195.0029	65	V0267.0001... ..	19, 22, 25, 50, 54, 57, 62, 66, 69, 136
V0055.0039 ..	48, 53, 60, 65	V0086.0005	136	V0195.0032	60	V0267.0002... ..	19, 22, 25, 50, 54, 57, 62, 66, 69, 136
V0055.0040 ..	48, 53, 60, 65	V0087.0006.....	27, 29, 31, 71, 72, 73	V0195.0039	71	V0267.0003.....	19, 22
		V0087.0007.....	27, 29, 31, 71, 72, 73	V0195.0050	72	V0267.0004... ..	19, 22, 25, 49, 54, 57, 61, 66, 69
		V0088.0001	25	V0195.0064	73	V0267.0005... ..	19, 22, 25, 49, 54, 57, 61, 66, 69
		V0089.0012	83, 85, 95	V0195.0079.....	95	V0267.0006... ..	19, 22, 25, 50, 54, 57, 62, 66, 69, 136
		V0089.0013 ..	83, 84, 85, 86, 95	V0195.0081.....	95		
				V0195.0083	37		

Identifier Index

Identifier	Page	Identifier	Page	Identifier	Page	Identifier	Page
V0267.0014..	20, 23, 26, 50, 54, 57, 62, 66, 69, 136	V0461.0002	53, 65				
V0267.0015.....	66	V0462.0001	27, 29, 31, 71, 72, 73				
V0267.0025.....	137	V0474.0001.....	99				
V0267.0028.....	66	V0475.0001.....	99				
V0267.0029.....	66	V0504.0001 .	20, 23, 26, 51, 55, 58, 63, 67, 70, 136				
V0267.0030.....	66	V0572.0002	27, 29				
V0267.0031.....	66	V0572.0003	27, 29				
V0267.0033.....	136	V0573.0001..	19, 22, 25, 28, 49, 53, 56, 61, 65, 68				
V0267.0051.....	137	V0573.0002 .	19, 22, 25, 28, 49, 53, 56, 61, 65, 68				
V0267.0052.....	137	V0575.0001.....	27, 29, 31, 71, 72, 73				
V0267.0054.....	137	V0590.0001	136				
V0267.0072	20, 23, 62, 66, 70	V0598.0001 .	20, 23, 27, 51, 55, 58, 63, 67, 70, 138				
V0267.0073.....	26	V0629.0002	49, 53, 56				
V0267.0078..	50, 55, 58, 62, 66, 70, 137	VC0009.0001	115				
V0267.0079..	50, 55, 58, 62, 66, 70, 137	VC0009.0002	115				
V0267.0081.....	26	VC0013.0001	115				
V0267.0089..	19, 22, 50, 54, 57, 62, 66, 69, 136	VC0013.0002	115				
V0267.0092.....	20, 23, 50, 55, 58, 137	VC0035.0001	115				
V0267.0094.....	20, 23, 50, 55, 58, 137	VC0035.0002	115				
V0267.0096.....	20, 23, 50, 55, 58, 137	VC0035.0004	115				
V0267.0102..	19, 22, 50, 54, 57, 62, 66, 69	VC0035.0005	115				
V0267.0103.....	26	VC0463.0007	115				
V0267.0104.....	20, 23	VC0463.0010	115				
V0267.0105.....	26	VC0463.0011	115				
V0267.0106.....	20, 23	VC0463.0024	115				
V0267.0107.....	26	VC0463.0027	115				
V0267.0121	19, 22, 50, 54, 57, 62, 66, 69, 136	VC0463.0166	115				
V0267.0122.....	26	VC0463.0167	115				
V0267.0124	19, 22, 50, 54, 57, 62, 66, 69, 136	VC0463.0189	115				
V0267.0125.....	26	VC0463.0192	115				
V0267.0126	19, 22, 50, 54, 57, 62, 66, 69, 136	VC0463.0195	115				
V0267.0127.....	26	VC0463.0198	115				
V0267.0128	20, 23, 26, 51, 55, 58, 63, 67, 70, 137	VC0463.0200	115				
V0300.0002	95	VC0463.0204	115				
V0334.0002	25, 28	VC0463.0205	115				
V0334.0003	25, 28	VC0463.0211	115				
V0334.0004	25, 28	VC0463.0212	115				
V0334.0069	80	VC0463.0219	115				
V0334.0070	80	VC0463.0220	115				
V0334.0071.....	80	VC0463.0225	115				
V0334.0089	25, 28	VC0463.0227	115				
V0334.0091	136	VC0463.0230	115				
V0402.0002 .	27, 29, 31, 71, 72, 73, 137	VC0463.0238	115				
V0403.0001	27, 29, 31, 71, 72, 73						
V0404.0002	29						
V0406.0001	138						
V0407.0001.....	136						
V0407.0003.....	136						
V0407.0004.....	136						
V0407.0006.....	136						
V0409.0002	138						
V0460.0055	137						
V0460.0057	137						

Alphabetical Index

25-watt power supply	120
60-watt power supply	120
300 Pro Delivery Systems: Getting Started	46
300-watt power supply	120
311 Dental Chair.....	44-45
332/334/336	
Traditional Delivery Systems	64-67
332pro/334pro/336pro	
Traditional Delivery Systems	52-55
333/335 Continental Delivery Systems	60-63
333pro/335pro	
Continental Delivery Systems	48-51
342pro Side Delivery System.....	56-58
342 Side Delivery System	68-70
351 Assistant's Instrumentation	71
352 Assistant's Instrumentation	72
353 Assistant's Instrumentation	73
362/363 Cuspidor and Support Center	74-75
411 Dental Chair.....	36-37
461 Cuspidor and Support Center	38
500 Control Pad Options.....	16
500 Options	17
545sta 12 O'Clock	
Assistant's Instrumentation	28-29
551sta Assistant's Instrumentation ..	30-31
571L dental light.....	83
5744 Oregon Cart	79-80
A	
Accessory holder.....	110
Accessory Power Cord.....	15
Acteon	
Intraoral camera	106
Ultrasonic scaler	107
Satelec Mini LED curing light	110
A-dec 300 LED dental light	85-86
A-dec 500 LED dental light	83-84
A-dec relay module	119
A-dec relay module features	17
A-dec USB powered hub.....	17
Assistant's stool	99-100
C	
Cascade unitized 3-position holder	110
D	
Data board.....	119
Data cables	119
Dental Booster Seat.....	15, 37, 45, 115
Dental lights	
300 LED touchless sensor upgrade kit	86
371L dental light	85
372L dental light.....	85
374L dental light	85
375L dental light.....	85
376L dental light.....	85
377L dental light.....	86
378L dental light.....	138
572L dental light.....	83
573L dental light.....	88
574L dental light.....	83
575L dental light.....	83
576L dental light.....	83
577L dental light.....	84
578L dental light.....	138
Dental light specifications.....	89
Dentsply Sirona	108
Doctor's stool	99-100
E	
EasyFlex tubing	128

F	
Flex-holder	130
Floor box	
A-dec 300	116
A-dec 511	15, 116
Stainless steel.....	116-117
H	
Handpiece holders and whip assemblies..	130
I	
Intraoral light source.....	119
L	
LED light upgrade kit	84
LED touchless sensor.....	84
Legacy 300 Delivery Systems:	
Getting Started.....	59
M	
Monitor mounts	
381 light post monitor mount.....	93
381 light post monitor mount, floating	94
382 Radius locking monitor mount.....	94
382 Radius-mount monitor mount.....	93
482 light post monitor mount with arm	93
482 light post monitor mount	
with arm, floating	94
584 central cabinet floating	
monitor mount.....	94
584 central cabinet monitor mount....	93
585 wall/side cabinet floating	
monitor mount.....	94
585 wall/side cabinet monitor mount	93
586 ceiling floating monitor mount.....	94
586 ceiling monitor mount	93
N	
NSK	
NLX nano	105
NLZ.....	105
P	
Post-mount dental lights	87-88
Posts for post-mount light	88
Power supplies	120
Power supply cables	121
Programmable footswitch.....	15, 37
Q	
QD kits	129
R	
Remote touchpad kit	123
S	
Simulator Pro.....	135-138
Stainless steel trays.....	125
Syringe	122
T	
Touchpads	123
Tray holder pad.....	124-125
Tray holders.....	124-125
Tubing.....	126, 128
U	
Universal ICV vacuum-line	
cleaning system	112
Upholstery, replacement	115
V	
Vacuum components	127-128
Vacuum-line cleaning system.....	112

Vacuum tubing assemblies	128
W	
Wet/dry foot control.....	118
Worksurface and countertop options...	139

Notes



A-dec Headquarters

A-dec Headquarters
2601 Crestview Drive
Newberg, Oregon 97132 USA
Tel: 1.800.547.1883 within USA/CAN
Tel: +1.503.538.7478 outside USA/CAN
Fax: +1.503.538.0276
a-dec.com

A-dec Australia

Tel: 1.800.225.010 within AUS
Tel: +61.(0)2.8332.4000 outside AUS

A-dec United Kingdom

Tel: 0800.233285 within UK
Tel: +44.(0)24.7635.0901 outside UK

Connect with us:



@A-decDental



@A-decDental



@A-dec Inc.



@A-decDental



@A-dec Inc.



SEE INSIDE COVER
FOR DEALER TOOLS!